

Redwood County Sheriff's Office

Annual Activity Report



2021

Redwood County Sheriff's Office

The Redwood County Sheriff's Office consists of 17 full-time and 3 part-time sworn personnel serving a population of approximately 16,059 people and covering 882 square miles. There are multiple police departments located within the county consisting of the Redwood Falls Police Department, Lower Sioux Police Department, Morgan Police Department, Lamberton Police Department, and Walnut Grove Police Department. The Sheriff's Office also provides contract law enforcement services to the City of Wabasso.

The Sheriff's Office is responsible for a number of civil/law enforcement tasks including but not limited to: civil process, criminal investigations, traffic enforcement, jail transports, court security, court ordered civil transports, search/rescue and body recovery. The Sheriff's Office also maintains a 24/7 dispatch center and 21 bed jail.

This report is not all inclusive but rather a summary of the Redwood County Sheriff's Office community involvement and enforcement activity.



Sheriff Randy Hanson

Redwood County Sheriff's Office 303 E 3rd St Redwood Falls, MN 56283

Emergency Number: 911
Non-Emergency Dispatch: 507-637-4036

Website: <https://redwoodcounty-mn.us/departments/sheriffs-department/>

Calls for Service

Description	2021	2020	2019	2018	2017	2016	2015	
911 Hang up	42	25	16	25	10	11	19	
Abandoned Vehicle	42	35	19	41	31	44	18	
Accident	118	113	123	81	142	145	104	
Active Shooter	0	0	0	0	0	0	0	
Alarm	58	61	57	72	57	82	61	
Alcohol	19	5	5	7	4	5	7	
Animal	156	111	137	131	110	119	111	
Arson	0	0	0	0	0	1	n/a	
Assault	15	4	9	17	18	10	30	
Assist Other Agency	No agency assigned -	69	40	50	32	458	374	368
- Ambulance Service		1	1	0	0			
- Fire Department		0	0	1	0			
- Lambertton Police Department		14	28	13	15			
- Lower Sioux Police Department		61	68	74	72			
- Morgan Police Department		34	44	19	33			
- Other Law Enforcement Agency		49	38	50	87			
- Redwood Falls Police Department		224	173	202	192			
- Walnut Grove Police Department		7	20	13	31			
Assist/Other	49	32	42	27	23	43	24	
Attempt to Locate	25	21	10	13	9	14	6	
Banishment	0	0	0	0	0	0	0	
Burglary	8	15	13	14	23	18	6	
Burn Permit	0	0	0	0	0	0	0	
Child Custody	7	4	4	6	9	7	10	
Child Protection	107	93	126	117	135	105	71	
Civil	31	36	36	52	18	6	2	
Community Policing	33	7	15	17	9	10	5	
Compliance Check	19	3	28	98	48	10	20	
Contempt of Court	2	3	0	1	1	3	0	
Counterfeit	3	1	3	1	3	0	0	
Criminal Damage to Property	25	25	14	17	20	29	27	
Criminal Sexual Conduct	9	3	8	3	9	1	5	
Death Investigation	21	12	9	11	16	14	11	
Directed Patrol	696	697	611	677	837	566	516	
Disorderly Conduct	1	2	5	7	10	4	9	
Disturbance	66	37	73	52	64	55	47	
Domestic	28	25	22	21	20	31	22	
Driving Complaint	112	72	84	86	88	88	81	
Drugs	23	17	25	41	55	31	7	
Emergency Message	5	4	2	1	3	5	0	
ERU	0	5	4	9	6	2	6	
Escort	6	5	0	2	5	5	4	
Evidence Audit	0	0	0	3	0	3	3	
Expunged Record	1	3	4	3	0	0	0	
Fire	110	99	94	102	98	108	96	
Fleeing	4	1	0	3	3	2	0	
Forgery	2	1	1	2	2	1	0	
Fraud	16	12	16	17	15	30	31	
Garbage	15	15	6	5	14	11	6	
Gun Permit	563	517	353	427	338	484	356	
Harassment	31	21	17	18	15	21	24	

Homicide	0	0	0	0	0	0	0
HRO/OPF	25	7	6	19	7	15	5
Information/Other	263	214	158	159	198	205	173
Juvenile	18	17	15	10	5	20	12
K9	1	1	6	3	11	4	8
Kidnapping	0	1	0	0	0	0	0
Description of calls continued	2021	2020	2019	2018	2017	2016	2015
License	35	32	32	34	38	34	28
Medical	1180	1343	1852	1837	1706	1702	1530
Mental Health	10	1	3	5	1	0	4
Missing Person	7	7	6	5	7	6	10
Motorist Assist	140	41	48	44	56	38	40
Noise Complaint	16	25	12	44	12	54	99
Obstructing	0	0	0	3	0	0	0
Officer Complaint	1	0	0	1	0	0	0
Ordinance Violation	21	4	5	9	15	0	0
Parking	10	5	8	13	5	6	7
Pornography	1	2	1	4	2	0	0
Predatory Offender	117	126	95	140	106	103	76
Presentation	2	2	10	10	6	6	7
Prior Incident	0	0	10	13	14	7	5
Project Lifesaver	0	0	0	0	0	0	9
Property	32	24	23	23	31	47	33
Property Crime	0	0	0	1	0	1	2
Property Exchange	9	7	13	15	12	11	6
Prostitution	0	0	1	0	0	0	0
Records Check	137	118	86	116	102	93	85
Recover Stolen Property	8	7	4	2	0	0	0
Repossession	1	3	5	9	13	10	0
Residence Check	93	90	121	174	209	13	11
Ride Along	7	4	2	4	0	0	0
Robbery	0	0	0	0	1	0	0
Runaway	1	2	0	4	4	2	3
Salvation Army	0	0	0	0	1	0	0
Scam	25	21	23	20	13	1	0
Suicidal Person	19	11	10	20	27	18	16
Suspicious	153	144	115	138	166	121	133
Terroristic Threats	8	9	9	6	9	8	8
Testing/Training	44	11	13	2	2	15	0
Theft	94	63	43	56	63	53	56
- Stolen Vehicle	9	3	5	3	10	6	1
Traffic	2793	881	1035	891	986	663	985
Traffic Control	4	2	5	3	1	1	4
Transport	244	207	333	368	232	183	216
Trespass	6	6	9	11	13	8	11
UAV (Unmanned Aerial Vehicle)	9	13	15	0	0	0	0
Vehicle Off Road	50	48	76	52	45	0	0
Violate Court Order	12	9	6	9	10	16	8
Void	57	54	81	59	60	63	39
Vulnerable Adult	55	23	45	61	41	38	17
Warrant	520	398	430	396	379	285	336
Weapons	11	6	2	3	3	2	1
Weather	23	29	32	24	26	22	28
Welfare Check	63	40	53	62	47	53	61
Total Calls for Service	9280	6615	7275	7574	7421	6431	6186

Civil Process

Part of the duties of the Sheriff's Office includes processing/serving civil papers. These range from witness subpoenas to debt collections. Below is the number of papers that were submitted to the Sheriff's Office to be processed/served in 2020.

Year	2021	2020	2019	2018	2017	2016	2015
Total Civils	615	564	588	788	726	677	599

Criminal Charges

The table below is a summary of criminal charges that resulted from the enforcement activity of the Sheriff's Office.

Criminal Charges	2021	2020	2019	2018	2017	2016	2015
Alcohol & Juvenile Crimes							
- Contributing to Delinquency of a Child - 260B.425.1(a)	0	0	0	0	1	0	1
- Driving While Impaired (DWI) – 169A.20	22	15	22	19	25	26	18
- Furnish Alcohol to Under 21 Years of Age - 340A.503.2(1)	0	0	0	2	1	0	0
- Social Host Ordinance – 05.06.14	1	1	0	0	1	1	1
- Under 21 Alcohol Consumption – 340A.503.1(a)(2)	9	3	10	16	20	5	16
- Under 21 Alcohol Possession – 340A.503.3	1	0	0	0	2	0	2
Assault & Related Crimes							
- 1 st Degree Assault – 609.221	0	0	0	0	0	0	0
- 2 nd Degree Assault – 609.222 (Dangerous weapons)	6	1	3	2	5	4	6
- 3 rd Degree Assault – 609.223	4	1	1	1	1	1	5
- 4 th Degree Assault – 609.2231 (Assaults a Peace Officer)	3	1	0	1	1	3	4
- 5 th Degree Assault – 609.224	36	17	6	15	10	3	12
- Child Endangerment – 609.378	5	0	8	4	8	2	0
- Disorderly Conduct – 609.72	11	11	11	12	10	23	22
- Domestic Assault – 609.2242	26	12	20	18	11	39	23
- Domestic Assault Strangulation - 609.2247.2	0	4	3	2	1	3	3
- False Imprisonment - 609.255.2	2	0	1	1	0	0	1
- Interfere with 911 call - 609.78.2(1)	1	1	0	1	1	3	1
- Kidnapping – 609.25	3	0	0	1	0	0	1
- Malicious Punishment of a Child – 609.377	2	0	0	0	0	0	1
- Terroristic Threats – 609.713.1	7	4	3	2	5	6	7
Crimes Against Justice							
- Escape custody – 609.485	0	0	1	0	1	1	0
- False Name and DOB – 609.506	5	5	3	2	4	2	0
- Falsely Reporting a Crime - 609.505	0	0	0	0	1	1	1
- Fleeing a Peace Officer – On Foot – 609.487.6	4	2	1	3	1	3	0
- Fleeing a Peace Officer – In a Motor Vehicle - 609.487.3	4	2	0	4	4	0	0
- Obstructing the Legal Process – 609.50	8	6	3	7	3	4	3
- Use of Police Radio Commission of Crime –609.856	0	0	0	0	1	0	0
Criminal Sexual Conduct & Related Crimes							
- 1 st Degree Criminal Sexual Conduct – 609.342	2	2	4	3	3	2	0
- 2 nd Degree Criminal Sexual Conduct – 609.343	3	0	5	4	7	2	2
- 3 rd Degree Criminal Sexual Conduct – 609.344	3	0	0	3	2	0	2
- 4 th Degree Criminal Sexual Conduct – 609.345	4	0	1	0	2	1	2
- 5 th Degree Criminal Sexual Conduct – 609.3451	2	1	5	1	4	0	0
- Indecent Exposure - 617.23.3	0	0	5	0	0	4	0
- Interfere With Privacy - 609.746	0	0	0	0	3	0	0
- Possession of Pornographic Works Minors – 617.247	0	0	0	0	0	0	0
- Prostitution - 609.324	0	0	1	0	3	0	0
- Solicit child to engage in sexual conduct - 609.352	0	0	0	0	1	0	1
- Stalking - 609.749	7	0	4	4	4	3	3

Drug Charges – See Page 8 for breakdown	45	23	62	73	93	38	50
Homicide & Criminal Vehicular Operation							
- Criminal Vehicular Homicide - 609.2112.1(a)(1)	0	0	0	0	1	0	1
- Criminal Vehicular Operation – 609.2113	0	0	1	0	4	0	1
- Attempted Murder / Manslaughter	0	0	0	0	0	0	1
- Murder / Manslaughter	0	0	0	0	0	0	0
Theft & Related Crimes							
- 1 st Degree Burglary – 609.582.1	0	1	0	9	12	1	0
- 2 nd Degree Burglary – 609.582.2	3	3	1	2	3	0	2
- 3 rd Degree Burglary – 609.582.3	5	8	0	1	2	2	2
- 4 th Degree Burglary – 609.582.4	0	1	0	0	2	0	0
- Check Crimes (Forgery, Counterfeit, etc.) – 609.631	2	0	0	0	23	1	0
- Criminal Damage to Property – 609.595	17	17	8	1	3	11	5
- Financial Exploitation – 609.2335	0	0	0	0	0	1	2
Criminal Charges Continued	2021	2020	2019	2018	2017	2016	2015
- Financial Transaction Card Fraud – 609.821	2	1	0	1	0	0	2
- Possession of Burglary Tools – 609.59	17	17	0	1	1	0	0
- Receiving Stolen Property - 609.53.1	8	4	3	3	4	1	3
- Robbery – 609.245	0	0	0	5	0	1	0
- Theft - 609.52	73	32	4	3	22	10	7
- Theft of Motor Vehicle - 609.52.2(a)(17)	7	5	2	2	4	2	0
- Trespass - 609.605	1	1	4	0	2	1	0
Violate Court Order							
- Domestic Abuse No Contact Order (DANCO) - 629.75.2	7	4	4	12	7	22	2
- Harassment/Restraining Order (HRO) - 609.748.3	0	0	0	1	0	1	3
- Order For Protection (OFP) - 518B.01.14	9	2	1	4	5	11	1
Weapons Offenses & Related Crimes							
- Carrying Weapon without Permit – 624.714	4	3	4	0	1	1	0
- Dangerous Weapons (Reckless Discharge Etc.) – 609.66	2	2	1	2	2	1	0
- Illegal Possession of Firearm – 624.713	2	0	3	4	1	0	0
- Illegal Transport of a Firearm – 97B.045	1	0	0	1	0	0	0
- Prohibited possession tear gas/stun gun – 624.731.3(b)	0	0	2	0	0	0	0
Note: Multiple charges can result from a single incident	Total	405	213	221	254	339	220

Redwood County Jail

Redwood County has a 21 bed jail facility but the MN Department of Corrections requires the county to keep the average daily population (ADP) of the jail at just below 17. The majority of inmate overflow is housed at the Renville County Jail located in Olivia, MN.

Below is a chart that shows the number of bookings the Redwood County Jail processed, along with the average daily inmate population.

Year	2021	2020	2019	2018	2017	2016	2015
Total number of jail bookings	718	670	822	725	779	578	564
Average daily jail inmate population (Housed in Redwood County Jail)	14.26	13.49	16.47	13.4	**Unavaila ble**	15.3	16.2
Average daily overall inmate population (Includes inmates housed in Renville County Jail)	27.29	Unavailable	30.3	32.4	28.33	33.4	35.3
Total Population – Male	506	466	612	553	n/a	n/a	n/a
Total Population – Women	194	204	224	200	n/a	n/a	n/a
Total days confined	5,204	4,935	6,012	7,170	n/a	n/a	n/a



(Main Entrance to the Redwood County Jail)

Traffic Safety/Enforcement

Below is a breakdown of traffic enforcement activities. The chart is not an all-inclusive list of traffic violations.

Traffic Citations	2021	2020	2019	2018	2017	2016	2015
Driver's License Violations							
- Driving After Cancellation – 171.24.3	10	2	7	2	4	4	2
- Driving After Cancellation Inimical to Public Safety – 171.24.5	9	6	6	6	4	4	3
- Driving After Revocation - 171.24.2	54	45	56	50	51	32	13
- Driving After Suspension – 171.24.1	35	8	31	21	15	7	13
- Instruction Permit Violation – 171.05.1(a)	1	1	4	4	3	1	6
- No Valid Driver's License – 171.02.1	44	15	13	20	19	4	13
Moving Violations							
- Careless / Reckless Driving 169.13	5	1	4	3	6	2	3
- Failure to Drive in Single Lane - 169.18.7(a)	0	8	2	2	5	3	0
- Failure to Drive with Due Care – 169.14.1	9	0	1	1	4	3	2
- Fail to Yield Right of Way & Stop Sign Violations – 169.20	27	11	2	3	7	5	5
- Speeding Violations – 169.14	415	147	76	130	162	91	107
- Unlawful Passing – 169.18	5	0	2	1	1	0	3
- Use of Wireless Communications Device - 169.475.2(a)	8	2	0	1	3	0	4
DWI / Drug & Alcohol Violations							
- DWI – 169A.20	22	15	22	19	25	26	18
- Ignition Interlock Violation – 171.09.1(g)	1	0	0	1	0	1	0
- Open Bottle – 169A.35.3	13	4	4	12	13	8	4
- Possession of Marijuana in a Motor Vehicle – 152.027.3	10	8	2	6	6	4	6
- Under 21 Drink and Drive - 169A.33.2	0	1	1	2	0	0	2
- Violation of Restricted License – Alcohol/Drugs – 171.09.1(f)(1)	1	0	0	0	1	1	1
Equipment/Non-Moving Violations							
- Leave Scene of an Accident – 169.09	1	3	2	2	5	0	4
- Muffler Required – 169.69	0	4	0	0	0	0	1
- No Child Restraint Violation – 169.685.5	6	1	6	2	2	0	2
- Seatbelt Violation – 169.686	16	4	5	21	24	16	13
- Tint too dark (50% or lower) – 169.71	4	10	1	0	3	1	0
- Unsafe Equipment – 169.47.1	0	0	0	0	1	0	0

Registration/Insurance Violations							
- Alter/Deface Registration – 168.36.3	1	2	4	4	2	2	1
- Expired Registration -168.09.4	34	28	13	7	12	4	8
- Fail to Register MV W/In 10 Days – 168A.30	0	3	1	1	0	0	0
- Intent to Escape MV Tax (Gross Misd) - 168.35	0	0	1	1	1	1	0
- Motor Vehicle Title – Fail to Transfer Title - 168A.30.2(2)/168.101.2a	0	3	0	2	1	0	0
- No Proof of Insurance – 169.791	22	29	37	38	60	20	23
- Operate Unregistered Vehicle – 168.09.1	1	1	0	1	0	1	1
- Uninsured Vehicle – 169.797.2	0	3	5	3	4	0	1
Total	754	365	308	366	444	241	259

Traffic Safety Grant

The Redwood County Sheriff's Office in 2021 continued to participate in the Towards Zero Deaths (TZD) traffic safety grant. As a grant member the Sheriff's Office is awarded funds for traffic enforcement.

TZD Activity	2021	2020	2019	2018	2017	2016	2015
Hours Worked	58.25	21	91.75	93.5	107.75	114	138
Miles Driven	1439	402	2,213	1,813	2,869	2,734	3,538
Arrests	2	0	1	7	1	1	0
DWI Arrests	2	0	0	1	1	1	0
Citations Issued	31	8	24	42	44	31	54
Total Traffic Stops	106	33	141	126	141	140	246
Vehicles Towed	0	0	0	6	0	1	0

Drug Enforcement & Activity

Like many communities in Minnesota and across the country Redwood County has drug activity that occurs within its borders. To help combat drug activity the Sheriff's Office is part of the BLRR Drug Task Force which consists of Brown, Lyon, Redwood, and Renville counties. The Sheriff's Office has one K-9 trained in narcotics detection. Deputies also carry Naloxone (Narcan) in their squads for responding to incidents of opioid overdoses. Naloxone is a medication designed to rapidly reverse the potentially lethal effects of an opioid overdose.

BLRR Drug Task Force/Drug Seizures

The Redwood County Sheriff's Office has one full-time deputy assigned to the BLRR task force. Below are the amounts of drugs seized by the task force in 2019 (this includes all four counties). **Note: 28.3495 grams = 1 ounce**

Drug	Weight	2021	2020	2019	2018	2017
Cocaine	grams	29	0	22	11	n/a
Heroin	grams	1	5	0	54	4
Marijuana	grams	27,562	7,942	4,678	9,157	856
Marijuana Concentrate (wax/oil)	grams	1,994	467	122	143	274
MDMA (Molly/Ecstasy)	grams	18	0	31	2	1
Methamphetamine	grams	37,483	360	3,700	1,312	1,426
Mushrooms	grams	46	0	2	11	n/a
Prescription Pills	pill	3,934	355	161	201	727
Synthetic Marijuana	grams	0	18	308	3,584	0
Unknown Substance	grams	0	3	12	34	n/a
Edibles	per one	1,170	200	N/A	N/A	N/A
LSD	grams	44	N/A	N/A	N/A	N/A
Vape Cartridges	per one	882	N/A	N/A	N/A	N/A

Other Stats	2021	2020	2019	2018	2017
Children involved	11	4	18	33	27
Drug arrests	64	31	47	63	64
Non drug arrests	9	15	27	24	42
Search warrants	108	44	34	36	46
Total cases	142	132	139	129	136
Weapons seized	34	60	50	9	12

Drug Seizures – Not Task Force Related

Below are the amounts of drugs seized in Redwood County by Deputies through traffic stops or calls for service.

Drug	Weight	2021	2020	2019	2018	2017
Acid	units	0	0	0	0	5
Heroin	grams	1.1	0.5	0	0	.24
Marijuana	grams	305.4	98.5	28.21	2,341.4	36.77
Marijuana Wax	grams	1	0.8	.24	.38	4.7
Methamphetamine	grams	93.7	5.1	43.61	13.6	16.72
Prescription Pills	pill	unknown	26	18	70	31
Psilocybin (Shrooms)	grams	0	0	2.63	0	0
THC Candy	grams	0	3	0	0	56
THC Edibles	grams	0	0	0	0	15.1
THC Oil	grams	0	0	2	2	2




(Crystal Methamphetamine)

Drug Enforcement & Activity Continued

Below is a breakdown of drug related charges stemming from the enforcement activity of the Redwood County Sheriff's Office.

Drug Charges	2021	2020	2019	2018	2017	2016	2015
Drugs – 1 st – 5 th Degree Possess/Sell Schedule I-V							
□ 1 st Degree Controlled Substance – 152.021	1	0	1	2	0	0	0
□ 2 nd Degree Controlled Substance – 152.022	2	0	1	7	0	3	1
□ 3 rd Degree Controlled Substance - 152.023	0	0	2	3	3	2	2
□ 4 th Degree Controlled Substance - 152.024	0	0	6	5	4	1	0
□ 5 th Degree Controlled Substance - 152.025	12	5	26	20	36	11	9
Legend Drugs – Unlawful to possess/sell – 151.37.1	1	1	2	2	2	1	0
Methamphetamine – Store/possess in presence of children – 152.137	0	0	1	8	5	3	3
Possession of Drug Paraphernalia – 152.092	29	11	8	14	23	11	20
Possession of Hypodermic Needles – 151.40.1	2	3	6	0	3	0	0
Possession of a Small Amount of Marijuana - 152.027.4(a)	16	4	7	6	10	2	9
Possession of a Small Amount of Marijuana in a Motor Vehicle - 152.027.3	10	8	2	6	7	4	6
Note: Multiple charges can result from a single incident	73	32	62	73	93	38	50
Total							

K-9 Program




The Redwood County Sheriff's Office has one K-9, Rolo and his handler Deputy Mike Campbell. Rolo is a 10 year old chocolate lab. Rolo is trained and certified in narcotics detection. Rolo is currently trained to detect 13 controlled substances. Rolo has been in service with the Redwood County Sheriff's Office since July of 2013. Rolo is utilized for school searches, search warrants, traffic stops and other incidents where controlled substances may be or are suspected to be present.

Deputy Campbell has been a K-9 handler for 21 years. He is also certified as a master trainer/instructor for K-9 handlers.

In August of 2021, K-9 Rolo retired from the Redwood County Sheriff's Office with 8 years of service. K-9 Rolo was gifted a thin blue line collar from his co-workers thanking him for his service.


In January of 2022, K-9 Rolo sadly passed away unexpectedly due to a seizure.



Drug Take Back Program

The Redwood County Sheriff's Office also participates in the drug take back program. Here prescription drugs can be surrendered free of charge. The drop box is located in the lobby of the sheriff's office.

Year	2021	2020	2019	2018	2017	2016	2015
Total weight (lbs) of drugs taken back	330.51	387.5	397.25	360.72	472	346	266



Emergency Response Unit (SWAT – Special Weapons And Tactics)

The Brown-Lyon-Redwood-Renville Emergency Response Unit (BLRR ERU) consists of deputies/officers from participating agencies within the four counties. Team members are provided with specialized equipment and training to handle high risk incidents.

Examples for activating the Emergency Response Unit are:

- High risk arrests and search warrants (armed and dangerous subjects)
- Hostage rescue
- Barricaded subjects
- Active shooter response
- Other high risk incidents where the subject is likely armed and dangerous



The Brown-Lyon-Redwood-Renville Emergency Response Unit (BLRR ERU) was **not** activated in 2021 but were consulted by different agencies for their recommendation for a call out.



A robot equipped with a camera is deployed during a training scenario. The robot was acquired by the Renville County Sheriff's Office through the 10-33 program.

Unmanned Aerial Vehicle (UAV)

In 2019 Redwood County was able to acquire a DJI Matrice 200 Series (M210) UAV. It has a DJI Zenmuse ZT2 flir camera as well as the Z30 30x optical zoom camera. The UAV cost was approximately \$30,000 of which the majority was covered by grants from the State of Minnesota. The UAV can be used for bridge inspections, mapping, and engineering.

The Redwood County Sheriff's Office primarily uses the UAV for search & rescue type applications, including searching for missing persons, people that have fled law enforcement, and mapping crime scenes.

The UAV was deployed by the Redwood County Sheriff's Office 9 times in 2021. 1 of the 9 were actual deployments described below, the rest were for training purposes.

01/29/2021- A flight was conducted for the search of a missing person on the Lower Sioux Reservation.



Community Involvement

December 15th, 2021- Shop with a Cop

The Redwood County Sheriff's Office participated in the annual Shop with a Cop. The funds were donated by Bernick's Pepsi. Agencies that also participated were the Redwood Falls Police Department, Morgan Police Department, Minnesota State Patrol and the Lower Sioux Police Department.



Deputy Schroeder



Deputy Kubesh

October 31st, 2021- Halloween Candy Hand-out

Deputy Messner and Deputy Schroeder along with Minnesota State Patrol handed out Halloween candy to the residents of Wabasso.



July 11th, 2021- Tracy Byrd Concert

Deputy Messner, Deputy Engels, Sgt. Torgerson and Deputy Labat provided security for the Tracy Byrd concert that happened in the City of Wabasso



The Redwood County Sheriff's Office also participated in other community events, including leading parades, National Night Out, school demonstrations, Wilder Pageant and FarmFest.