

Redwood County Sheriff's Office

Annual Activity Report



2019

Redwood County Sheriff's Office

The Redwood County Sheriff's Office consists of 13 full-time and 2 part-time sworn personnel serving a population of approximately 16,059 people and covering 882 square miles. There are multiple police departments located within the county consisting of the Redwood Falls Police Department, Lower Sioux Police Department, Morgan Police Department, Lamberton Police Department, and Walnut Grove Police Department. The Sheriff's Office also provides contract law enforcement services to the City of Wabasso.

The Sheriff's Office is responsible for a number of civil/law enforcement tasks including but not limited to: civil process, criminal investigations, traffic enforcement, jail transports, court security, court ordered civil transports, search/rescue and body recovery. The Sheriff's Office also maintains a 24/7 dispatch center and 21 bed jail.

This report is not all inclusive but rather a summary of the Redwood County Sheriff's Office community involvement and enforcement activity.



Sheriff Randy Hanson

**Redwood County Sheriff's Office
303 E 3rd St
Redwood Falls, MN 56283**

Emergency Number: 911
Non-Emergency Dispatch: 507-637-4036

Website: <https://redwoodcounty-mn.us/departments/sheriffs-department/>

Calls for Service

Description	2019	2018	2017	2016	2015	2014
911 Hang up	16	25	10	11	19	6
Abandoned Vehicle	19	41	31	44	18	25
Accident	123	81	142	145	104	126
Active Shooter	0	0	0	0	0	0
Alarm	57	72	57	82	61	70
Alcohol	5	7	4	5	7	11
Animal	137	131	110	119	111	79
Arson	0	0	0	1	n/a	n/a
Assault	9	17	18	10	30	9
Assist Other Agency	No agency assigned -	50	32	458	374	368
- Ambulance Service		0	0			
- Fire Department		1	0			
- Lambertson Police Department		13	15			
- Lower Sioux Police Department		74	72			
- Morgan Police Department		19	33			
- Other Law Enforcement Agency		50	87			
- Redwood Falls Police Department		202	192			
- Walnut Grove Police Department		13	31			
Assist/Other		42	27	23	43	24
Attempt to Locate		10	13	9	14	6
Banishment		0	0	0	0	0
Burglary		13	14	23	18	6
Burn Permit		0	0	0	0	0
Child Custody		4	6	9	7	10
Child Protection		126	117	135	105	71
Civil		36	52	18	6	2
Community Policing		15	17	9	10	5
Compliance Check		28	98	48	10	20
Contempt of Court		0	1	1	3	0
Counterfeit		3	1	3	0	0
Criminal Damage to Property		14	17	20	29	27
Criminal Sexual Conduct		8	3	9	1	5
Death Investigation		9	11	16	14	11
Directed Patrol		611	677	837	566	516
Disorderly Conduct		5	7	10	4	9
Disturbance		73	52	64	55	47
Domestic		22	21	20	31	22
Driving Complaint		84	86	88	88	81
Drugs		25	41	55	31	7
Emergency Message		2	1	3	5	0
ERU		4	9	6	2	6
Escort		0	2	5	5	4
Evidence Audit		0	3	0	3	3
Expunged Record		4	3	0	0	0
Fire		94	102	98	108	96
Fleeing		0	3	3	2	0
Forgery		1	2	2	1	0
Fraud		16	17	15	30	31
Garbage		6	5	14	11	6
Gun Permit		353	427	338	484	356
Harassment		17	18	15	21	24
Homicide		0	0	0	0	0
HRO/OFP		6	19	7	15	5
Information/Other		158	159	198	205	173
Juvenile		15	10	5	20	12
K9		6	3	11	4	8
Kidnapping		0	0	0	0	0

Description of calls continued	2019	2018	2017	2016	2015	2014
License	32	34	38	34	28	29
Medical	1852	1837	1706	1702	1530	1392
MI/MR	3	5	1	0	4	2
Missing Person	6	5	7	6	10	8
Motorist Assist	48	44	56	38	40	26
Noise Complaint	12	44	12	54	99	40
Obstructing	0	3	0	0	0	0
Officer Complaint	0	1	0	0	0	0
Ordinance Violation	5	9	15	0	0	2
Parking	8	13	5	6	7	9
Pornography	1	4	2	0	0	2
Predatory Offender	95	140	106	103	76	90
Presentation	10	10	6	6	7	15
Prior Incident	10	13	14	7	5	12
Project Lifesaver	0	0	0	0	9	33
Property	23	23	31	47	33	18
Property Crime	0	1	0	1	2	1
Property Exchange	13	15	12	11	6	1
Prostitution	1	0	0	0	0	0
Records Check	86	116	102	93	85	97
Recover Stolen Property	4	2	0	0	0	0
Repossession	5	9	13	10	0	0
Residence Check	121	174	209	13	11	25
Ride Along	2	4	0	0	0	0
Robbery	0	0	1	0	0	1
Runaway	0	4	4	2	3	2
Salvation Army	0	0	1	0	0	0
Scam	23	20	13	1	0	0
Suicidal Person	10	20	27	18	16	15
Suspicious	115	138	166	121	133	87
Terroristic Threats	9	6	9	8	8	8
Testing/Training	13	2	2	15	0	0
Theft	43	56	63	53	56	72
- Stolen Vehicle	5	3	10	6	1	4
Traffic	1035	891	986	663	985	1274
Traffic Control	5	3	1	1	4	4
Transport	333	368	232	183	216	182
Trespass	9	11	13	8	11	9
UAV (Unmanned Aerial Vehicle)	15	0	0	0	0	0
Vehicle Off Road	76	52	45	0	0	0
Violate Court Order	6	9	10	16	8	7
Void	81	59	60	63	39	42
Vulnerable Adult	45	61	41	38	17	2
Warrant	430	396	379	285	336	381
Weapons	2	3	3	2	1	1
Weather	32	24	26	22	28	24
Welfare Check	53	62	47	53	61	48
Total Calls for Service	7275	7574	7421	6431	6186	6275

Civil Process

Part of the duties of the Sheriff's Office includes processing/serving civil papers. These range from witness subpoenas to debt collections. Below is the number of papers that were submitted to the Sheriff's Office to be processed/served in 2019.

Year	2019	2018	2017	2016	2015	2014
Total Civils	588	788	726	677	599	503

Criminal Charges

The table below is a summary of criminal charges that resulted from the enforcement activity of the Sheriff's Office.

Criminal Charges	2019	2018	2017	2016	2015	2014
Alcohol & Juvenile Crimes						
- Contributing to Delinquency of a Child - 260B.425.1(a)	0	0	1	0	1	0
- Driving While Impaired (DWI) – 169A.20	22	19	25	26	18	13
- Furnish Alcohol to Under 21 Years of Age - 340A.503.2(1)	0	2	1	0	0	3
- Social Host Ordinance – 05.06.14	0	0	1	1	1	1
- Under 21 Alcohol Consumption – 340A.503.1(a)(2)	10	16	20	5	16	8
- Under 21 Alcohol Possession – 340A.503.3	0	0	2	0	2	3
Assault & Related Crimes						
- 1 st Degree Assault – 609.221	0	0	0	0	0	0
- 2 nd Degree Assault – 609.222 (Dangerous weapons)	3	2	5	4	6	1
- 3 rd Degree Assault – 609.223	1	1	1	1	5	2
- 4 th Degree Assault – 609.2231 (Assaults a Peace Officer)	0	1	1	3	4	1
- 5 th Degree Assault – 609.224	6	15	10	3	12	11
- Child Endangerment – 609.378	8	4	8	2	0	3
- Disorderly Conduct – 609.72	11	12	10	23	22	11
- Domestic Assault – 609.2242	20	18	11	39	23	11
- Domestic Assault Strangulation - 609.2247.2	3	2	1	3	3	3
- False Imprisonment - 609.255.2	1	1	0	0	1	0
- Interfere with 911 call - 609.78.2(1)	0	1	1	3	1	1
- Kidnapping – 609.25	0	1	0	0	1	0
- Malicious Punishment of a Child – 609.377	0	0	0	0	1	1
- Terroristic Threats – 609.713.1	3	2	5	6	7	6
Crimes Against Justice						
- Escape custody – 609.485	1	0	1	1	0	0
- False Name and DOB – 609.506	3	2	4	2	0	1
- Falsely Reporting a Crime - 609.505	0	0	1	1	1	0
- Fleeing a Peace Officer – On Foot – 609.487.6	1	3	1	3	0	2
- Fleeing a Peace Officer – In a Motor Vehicle - 609.487.3	0	4	4	0	0	0
- Obstructing the Legal Process – 609.50	3	7	3	4	3	3
- Use of Police Radio Commission of Crime –609.856	0	0	1	0	0	0
Criminal Sexual Conduct & Related Crimes						
- 1 st Degree Criminal Sexual Conduct – 609.342	4	3	3	2	0	4
- 2 nd Degree Criminal Sexual Conduct – 609.343	5	4	7	2	2	2
- 3 rd Degree Criminal Sexual Conduct – 609.344	0	3	2	0	2	9
- 4 th Degree Criminal Sexual Conduct – 609.345	1	0	2	1	2	3
- 5 th Degree Criminal Sexual Conduct – 609.3451	5	1	4	0	0	2
- Indecent Exposure - 617.23.3	5	0	0	4	0	0
- Interfere With Privacy - 609.746	0	0	3	0	0	1
- Possession of Pornographic Works Minors – 617.247	0	0	0	0	0	12
- Prostitution - 609.324	1	0	3	0	0	1
- Solicit child to engage in sexual conduct - 609.352	0	0	1	0	1	0
- Stalking - 609.749	4	4	4	3	3	1
Drug Charges – See Page 8 for breakdown	62	73	93	38	50	33
Homicide & Criminal Vehicular Operation						
- Criminal Vehicular Homicide - 609.2112.1(a)(1)	0	0	1	0	1	1
- Criminal Vehicular Operation – 609.2113	1	0	4	0	1	3
- Attempted Murder / Manslaughter	0	0	0	0	1	0
- Murder / Manslaughter	0	0	0	0	0	0
Theft & Related Crimes						
- 1 st Degree Burglary – 609.582.1	0	9	12	1	0	0
- 2 nd Degree Burglary – 609.582.2	1	2	3	0	2	1
- 3 rd Degree Burglary – 609.582.3	0	1	2	2	2	1
- 4 th Degree Burglary – 609.582.4	0	0	2	0	0	0
- Check Crimes (Forgery, Counterfeit, etc.) – 609.631	0	0	23	1	0	6
- Criminal Damage to Property – 609.595	8	1	3	11	5	7
- Financial Exploitation – 609.2335	0	0	0	1	2	10

Criminal Charges Continued	2019	2018	2017	2016	2015	2014
- Financial Transaction Card Fraud – 609.821	0	1	0	0	2	4
- Possession of Burglary Tools – 609.59	0	1	1	0	0	1
- Receiving Stolen Property - 609.53.1	3	3	4	1	3	7
- Robbery – 609.245	0	5	0	1	0	0
- Theft - 609.52	4	3	22	10	7	24
- Theft of Motor Vehicle - 609.52.2(a)(17)	2	2	4	2	0	2
- Trespass - 609.605	4	0	2	1	0	4
Violate Court Order						
- Domestic Abuse No Contact Order (DANCO) - 629.75.2	4	12	7	22	2	5
- Harassment/Restraining Order (HRO) - 609.748.3	0	1	0	1	3	8
- Order For Protection (OFP) - 518B.01.14	1	4	5	11	1	3
Weapons Offenses & Related Crimes						
- Carrying Weapon without Permit – 624.714	4	0	1	1	0	0
- Dangerous Weapons (Reckless Discharge Etc.) – 609.66	1	2	2	1	0	1
- Illegal Possession of Firearm – 624.713	3	4	1	0	0	0
- Illegal Transport of a Firearm – 97B.045	0	1	0	0	0	0
- Prohibited possession tear gas/stun gun	2	0	0	0	0	0
Note: Multiple charges can result from a single incident	Total	221	254	339	247	241

Redwood County Jail

Redwood County has a 21 bed jail facility but the MN Department of Corrections requires the county to keep the average daily population (ADP) of the jail at just below 17. The majority of inmate overflow is housed at the Renville County Jail located in Olivia, MN. The ADP for the Redwood County Jail was lower in 2018 due to plumbing/sewer maintenance that closed the jail for over 2 months.

Below is a chart that shows the number of bookings the Redwood County Jail processed, along with the average daily inmate population.

Year	2019	2018	2017	2016	2015	2014
Total number of jail bookings	822	725	779	578	564	582
Average daily jail inmate population (Housed in Redwood County Jail)	16.47	13.4	**Unavailable**	15.3	16.2	13.4
Average daily overall inmate population (Includes inmates housed in Renville County Jail)	30.3	32.4	28.33	33.4	35.3	32.5
Total Population – Male	612	553	n/a	n/a	n/a	n/a
Total Population – Women	224	200	n/a	n/a	n/a	n/a
Total days confined	6,012	7,170	n/a	n/a	n/a	n/a



(Main Entrance to the Redwood County Jail)

Traffic Safety/Enforcement

Below is a breakdown of traffic enforcement activities. The chart is not an all-inclusive list of traffic violations.

Traffic Citations	2019	2018	2017	2016	2015	2014
Driver's License Violations						
- Driving After Cancellation – 171.24.3	7	2	4	4	2	4
- Driving After Cancellation Inimical to Public Safety – 171.24.5	6	6	4	4	3	4
- Driving After Revocation - 171.24.2	56	50	51	32	13	21
- Driving After Suspension – 171.24.1	31	21	15	7	13	10
- Instruction Permit Violation – 171.05.1(a)	4	4	3	1	6	4
- No Valid Driver's License – 171.02.1	13	20	19	4	13	13
Moving Violations						
- Careless / Reckless Driving 169.13	4	3	6	2	3	5
- Failure to Drive in Single Lane - 169.18.7(a)	2	2	5	3	0	0
- Failure to Drive with Due Care – 169.14.1	1	1	4	3	2	4
- Fail to Yield Right of Way & Stop Sign Violations – 169.20	2	3	7	5	5	5
- Speeding Violations – 169.14	76	130	162	91	107	123
- Unlawful Passing – 169.18	2	1	1	0	3	4
- Use of Wireless Communications Device - 169.475.2(a)	0	1	3	0	4	3
DWI / Drug & Alcohol Violations						
- DWI – 169A.20	22	19	25	26	18	13
- Ignition Interlock Violation – 171.09.1(g)	0	1	0	1	0	0
- Open Bottle – 169A.35.3	4	12	13	8	4	8
- Possession of Marijuana in a Motor Vehicle – 152.027.3	2	6	6	4	6	3
- Under 21 Drink and Drive - 169A.33.2	1	2	0	0	2	1
- Violation of Restricted License – Alcohol/Drugs – 171.09.1(f)(1)	0	0	1	1	1	0
Equipment/Non-Moving Violations						
- Leave Scene of an Accident – 169.09	2	2	5	0	4	3
- Muffler Required – 169.69	0	0	0	0	1	0
- No Child Restraint Violation – 169.685.5	6	2	2	0	2	1
- Seatbelt Violation – 169.686	5	21	24	16	13	19
- Tint too dark (50% or lower) – 169.71	1	0	3	1	0	0
- Unsafe Equipment – 169.47.1	0	0	1	0	0	0
Registration/Insurance Violations						
- Alter/Deface Registration – 168.36.3	4	4	2	2	1	0
- Expired Registration -168.09.4	13	7	12	4	8	5
- Fail to Register MV W/In 10 Days – 168A.30	1	1	0	0	0	0
- Intent to Escape MV Tax (Gross Misd) - 168.35	1	1	1	1	0	0
- Motor Vehicle Title – Fail to Transfer Title - 168A.30.2(2)/168.101.2a	0	2	1	0	0	1
- No Proof of Insurance – 169.791	37	38	60	20	23	21
- Operate Unregistered Vehicle – 168.09.1	0	1	0	1	1	0
- Uninsured Vehicle – 169.797.2	5	3	4	0	1	2
Total	308	366	444	241	259	277

Traffic Safety Grant

The Redwood County Sheriff's Office in 2019 continued to participate in the Towards Zero Deaths (TZD) traffic safety grant. As a grant member the Sheriff's Office is awarded funds for traffic enforcement.

TZD Activity	2019	2018	2017	2016	2015	2014
Hours Worked	91.75	93.5	107.75	114	138	228
Miles Driven	2,213	1,813	2,869	2,734	3,538	5,966
Arrests	1	7	1	1	0	7
DWI Arrests	0	1	1	1	0	1
Citations Issued	24	42	44	31	54	83
Total Traffic Stops	141	126	141	140	246	486
Vehicles Towed	0	6	0	1	0	5

Drug Enforcement & Activity

Like many communities in Minnesota and across the country Redwood County has drug activity that occurs within its borders. To help combat drug activity the Sheriff's Office is part of the BLRR Drug Task Force which consists of Brown, Lyon, Redwood, and Renville counties. The Sheriff's Office has one K-9 trained in narcotics detection. Deputies also carry Naloxone (Narcan) in their squads for responding to incidents of opioid overdoses. Naloxone is a medication designed to rapidly reverse the potentially lethal effects of an opioid overdose.

BLRR Drug Task Force/Drug Seizures

The Redwood County Sheriff's Office has one full-time deputy assigned to the BLRR task force. Below are the amounts of drugs seized by the task force in 2019 (this includes all four counties).

Note: 28.3495 grams = 1 ounce

Drug	Weight	2019	2018	2017
Cocaine	grams	22	11	n/a
Heroin	grams	0	54	4
Marijuana	grams	4,678	9,157	856
Marijuana Concentrate (wax/oil)	grams	122	143	274
MDMA (Molly/Ecstasy)	grams	31	2	1
Methamphetamine	grams	3,700	1,312	1,426
Mushrooms	grams	2	11	n/a
Prescription Pills	pill	161	201	727
Synthetic Marijuana	grams	308	3,584	0
Unknown Substance	grams	12	34	n/a

Other Stats	2019	2018	2017
Children involved	18	33	27
Drug arrests	47	63	64
Non drug arrests	27	24	42
Search warrants	34	36	46
Total cases	139	129	136
Weapons seized	50	9	12

Drug Seizures – Not Task Force Related

Below are the amounts of drugs seized in Redwood County by Deputies through traffic stops or calls for service.

Drug	Weight	2019	2018	2017
Acid	units	0	0	5
Heroin	grams	0	0	.24
Marijuana	grams	28.21	2,341.4	36.77
Marijuana Wax	grams	.24	.38	4.7
Methamphetamine	grams	43.61	13.6	16.72
Prescription Pills	pill	18	70	31
Psilocybin (Shrooms)	grams	2.63	0	0
THC Candy	grams	0	0	56
THC Edibles	grams	0	0	15.1
THC Oil	grams	2	2	2




(Crystal Methamphetamine)

Drug Enforcement & Activity Continued

Below is a breakdown of drug related charges stemming from the enforcement activity of the Redwood County Sheriff's Office.

Drug Charges	2019	2018	2017	2016	2015	2014
Drugs – 1 st – 5 th Degree Possess/Sell Schedule I-V						
• 1 st Degree Controlled Substance – 152.021	1	2	0	0	0	4
• 2 nd Degree Controlled Substance – 152.022	1	7	0	3	1	3
• 3 rd Degree Controlled Substance - 152.023	2	3	3	2	2	0
• 4 th Degree Controlled Substance - 152.024	6	5	4	1	0	0
• 5 th Degree Controlled Substance - 152.025	26	20	36	11	9	10
Legend Drugs – Unlawful to possess/sell – 151.37.1	2	2	2	1	0	0
Methamphetamine – Store/possess in presence of children – 152.137	1	8	5	3	3	0
Possession of Drug Paraphernalia – 152.092	8	14	23	11	20	9
Possession of Hypodermic Needles – 151.40.1	6	0	3	0	0	0
Possession of a Small Amount of Marijuana - 152.027.4(a)	7	6	10	2	9	3
Possession of a Small Amount of Marijuana in a Motor Vehicle - 152.027.3	2	6	7	4	6	4
Note: Multiple charges can result from a single incident						
Total	62	73	93	38	50	33

K-9 Program



The Redwood County Sheriff's Office has one K-9, Rolo and his handler Deputy Mike Campbell. Rolo is an 8 year old chocolate lab. Rolo is trained and certified in narcotics detection. Rolo is currently trained to detect 13 controlled substances. Rolo has been in service with the Redwood County Sheriff's Office since July of 2013. Rolo is utilized for school searches, search warrants, traffic stops and other incidents where controlled substances may be or are suspected to be present.


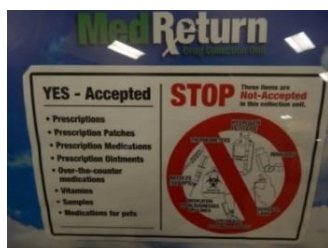
Deputy Campbell has been a K-9 handler for 19 years. He is also certified as a master trainer/instructor for K-9 handlers.

Deputy Campbell's squad is specially equipped to accommodate his K-9 partner Rolo. The squad is equipped with a "hot dog" temperature monitoring system that will alert the handler if the interior of the vehicle hits a certain temperature.

Drug Take Back Program

The Redwood County Sheriff's Office also participates in the drug take back program. Here prescription drugs can be surrendered free of charge. The drop box is located in the lobby of the sheriff's office.

Year	2019	2018	2017	2016	2015	2014
Total weight (lbs) of drugs taken back	397.25	360.72	472	346	266	N/A



Emergency Response Unit (SWAT – Special Weapons And Tactics)

The Brown-Lyon-Redwood-Renville Emergency Response Unit (BLRR ERU) consists of deputies/officers from participating agencies within the four counties. Team members are provided with specialized equipment and training to handle high risk incidents.

Examples for activating the Emergency Response Unit are:

- High risk arrests and search warrants (armed and dangerous subjects)
- Hostage rescue
- Barricaded subjects
- Active shooter response
- Other high risk incidents where the subject is likely armed and dangerous



The Brown-Lyon-Redwood-Renville Emergency Response Unit (BLRR ERU) was activated a total of three times in 2019. A summary of the activations are below:

March 7, 2019 – The BLRR ERU was activated to assist the Brown-Lyon-Redwood-Renville Drug Task (BLRR DTF) with the execution of a search warrant in Redwood County. A male was taken into custody after a lengthy negotiation and the use of chemical munitions. The scene was turned over to the BLRR Drug Task Force.

July 2, 2019 – The BLRR ERU was activated to assist the Redwood Falls Police Department with the execution of a high risk search warrant. The male suspect had an active arrest warrant for second degree assault. The subject was taken into custody by the team without incident. The scene was turned over to the Redwood Falls Police Department.

November 6, 2019 – The BLRR ERU was activated to assist the Brown County Sheriff's Office with the execution of a high risk search warrant. The male suspect was wanted by the New Ulm Police Department on probable cause second degree assault. The warrant was executed and the male subject was taken into custody without incident. The scene was turned over to the New Ulm Police Department and the Brown County Sheriff's Office.



A robot equipped with a camera is deployed during a training scenario. The robot was acquired by the Renville County Sheriff's Office through the 10-33 program.

Unmanned Aerial Vehicle (UAV)

In 2019 Redwood County was able to acquire a DJI Matrice 200 Series (M210) UAV. It has a DJI Zenmuse ZT2 flir camera as well as the Z30 30x optical zoom camera. The UAV cost was approximately \$30,000 of which the majority was covered by grants from the State of Minnesota. The UAV can be used for bridge inspections, mapping, and engineering.

The Redwood County Sheriff's Office primarily uses the UAV for search & rescue type applications, including searching for missing persons, people that have fled law enforcement, and mapping crime scenes.

The UAV was deployed by the Redwood County Sheriff's Office 15 times in 2019. 12 of the 15 were actual deployments described below, the rest were for training purposes.

7/12/19 – The drone was deployed to assist the Lyon County Sheriff's Office with locating a subject that had fled from law enforcement.

7/19/19 – The drone was deployed to assist the Lower Sioux Police Department search for a subject that had fled on foot from an LSPD Officer and RCSO Deputies. The subject had an outstanding US Marshall's warrant and was possibly armed.

8/5/19 – The drone was deployed near the City of Redwood Falls to attempt to locate an inmate that had escaped custody from the Redwood County Courthouse.

8/22/19 – The MN State Patrol requested assistance in mapping the scene of a fatal crash in Redwood County.

9/15/19 to 9/21/19 – The UAV was deployed 8 times at the request of the Redwood Falls Police Department to help search for a swimmer that had gone missing in the Redwood River.



Community Involvement



August 6, 2019 – National Night Out

National Night Out is an annual community-building campaign that promotes police-community partnerships. National Night Out enhances the relationship between neighbors and law enforcement while bringing back a true sense of community and provides a great opportunity to bring police and neighbors together under positive circumstances.

October 2, 2019 – Traffic Safety at Redwood Valley High School

The Redwood County Sheriff's Office participated in a traffic safety event that was hosted at the Redwood Area Community Center for RVHS students. There were multiple stations that the kids were able to participate in or learn from. These included stations regarding distracted driving, impaired driving, seat belt use, and vaping.



December 17, 2019 - Shop with a Cop

The Redwood County Sheriff's Office participated in the annual Shop with a Cop. Funds were donated by Bernick's Pepsi. Agencies that participated were the Redwood Falls Police Department, Redwood County Sheriff's Office, and the MN State Patrol.



The Redwood County Sheriff's Office also participated in other community events, including leading parades, school demonstrations, and Farmfest.