

**ANNUAL REPORT**

**OF**

**HIGHWAY DEPARTMENT**

**REDWOOD COUNTY, MINNESOTA**

**FOR THE YEAR ENDING**

**DECEMBER 31, 2023**

**Redwood County Highway Department**  
1820 East Bridge Street /P.O. Box 6  
Redwood Falls, MN 56283  
Phone: (507) 637-4056 Fax: (507) 637-4068



**ANNUAL REPORT  
HIGHWAY DEPARTMENT**

**2023**

**REDWOOD COUNTY BOARD OF COMMISSIONERS**

**JIM SALFER, CHAIRPERSON**

**RICK WAKEFIELD**

**DENNIS GROEBNER**

**ROBERT VANHEE**

**DAVID FORKRUD**

*2nd District*

*1st District*

*3rd District*

*4th District*

*5th District*

**JACQUELINE RECK, HIGHWAY ACCOUNTANT**

*June 12, 2023*

*To the Honorable Board of Commissioners  
Redwood County, Minnesota:*

*Enclosed is a report of the activities of the Redwood County Highway Department, for the year ended December 31, 2023.*

*The report presents, in detail, the various accounts within the Road and Bridge Fund pertaining to revenue and expenditures. Also presented for your approval is a proposed budget of the anticipated revenue and expenditures for State Aid Highways and County Roads for the year 2023.*

*This report also contains a supplement, consisting of various charts and graphs, which show items and comparison in various accounts and operations that are of special interest to you.*

*This report is made possible through the cooperation and support of the engineering, maintenance, administration and accounting staff. I would like to acknowledge and thank each employee for their contribution to the development and maintenance of our county road system this past year.*

*Respectfully submitted,*

*Anthony J. Sellner, P.E.  
County Highway Engineer*

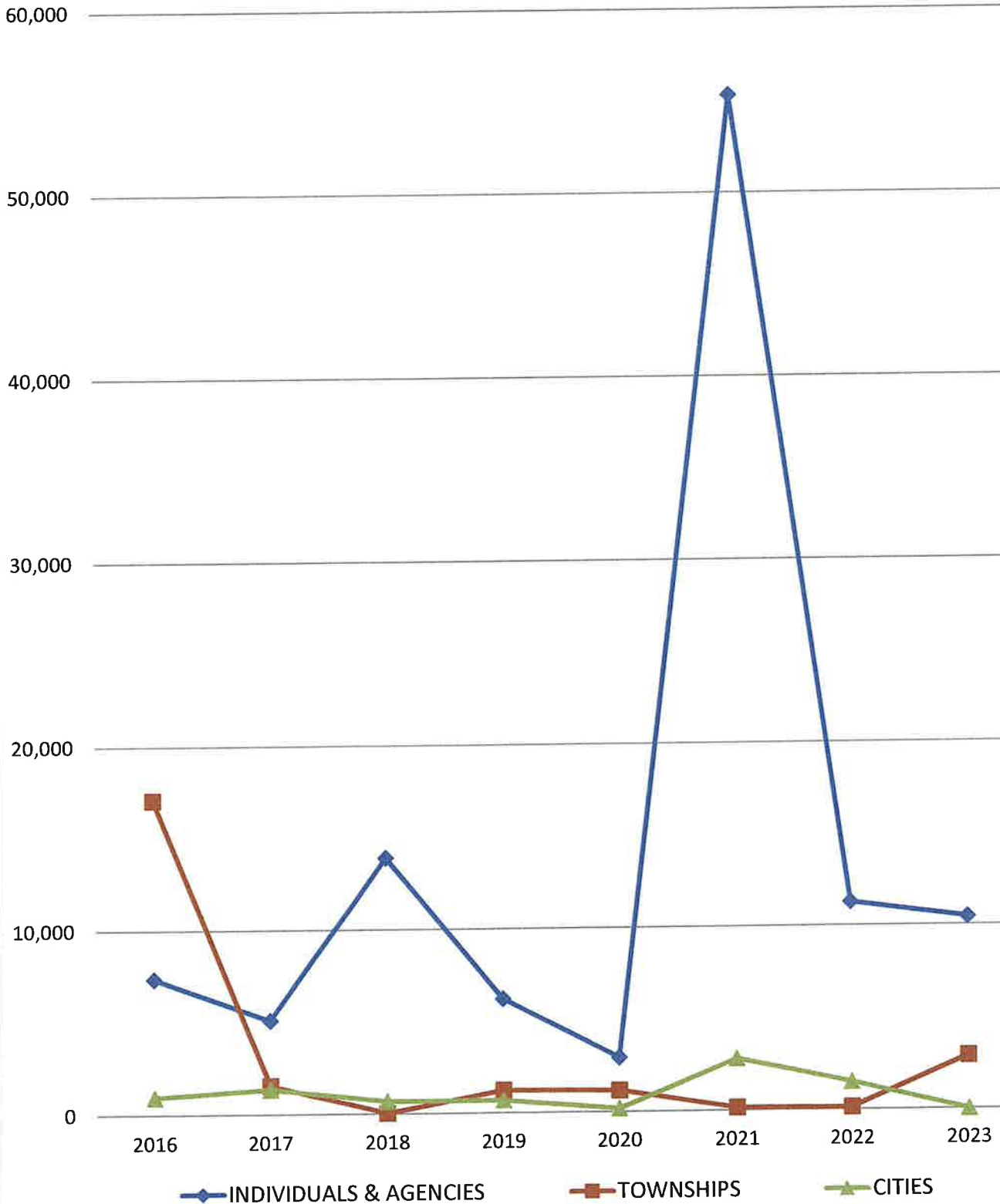
**Jacqueline Reck**  
Accountant  
Jacqueline\_r@co.redwood.mn.us

**Robin Kokesch**  
Administrative Assistant  
Robin\_k@co.redwood.mn.us

**Redwood County Highway Department  
Index of Annual Report  
For the Year Ended December 31, 2023**

	Page
Status Charts and Graphs of Primary Accounts	III - XV
Summary of County Highway Information	1
Summary of Accomplishments, Equipment Purchases & Expenditures	2
Financial Statement	3
Accounts Receivable	4
Town Road Allotment	5
Inventories	6
Accounts Payable	7
Fixed Assets	8.1-8.9
Land and Buildings	9
Statement of Revenues and Expenditures	10
Summary of Maintenance Costs - CSAH Regular, CSAH Municipal, and County Roads	11
Detailed Summary of Maintenance Costs - CSAH Regular, CSAH Municipal, and County Roads	12.1-12.3
Summary of Construction Costs - CSAH Regular	13
Statement of Construction Costs - CSAH Regular	13.1-13.36
Summary of Construction Costs - CSAH Municipal	14
Statement of Construction Costs - CSAH Municipal	None in 2023
Summary of Construction Costs - County Roads	15
Statement of Construction Costs - County Roads	15.1-15.7
Summary of Construction Costs - Town Bridge	16
Statement of Construction Costs - Town Bridge	16.1-16.32
Summary of Construction Costs - Other	17
Statement of Construction Costs - Other	17.1
State Aid Bonds - CSAH Regular	18
Local Bonds - General Obligation	19
Summary of Ditch Benefits Assessed	20
2024 Estimated Budget	21

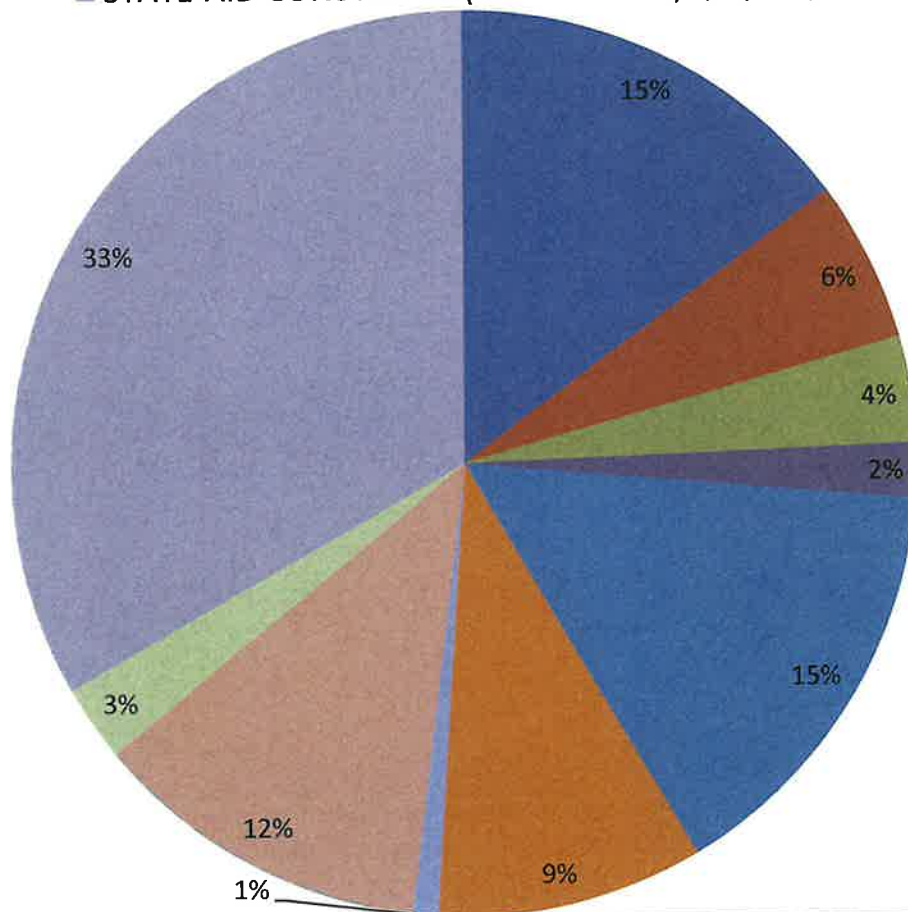
## ACCOUNTS RECEIVABLE COMPARISON - END OF YEAR BALANCES



# REVENUES FOR YEAR 2023

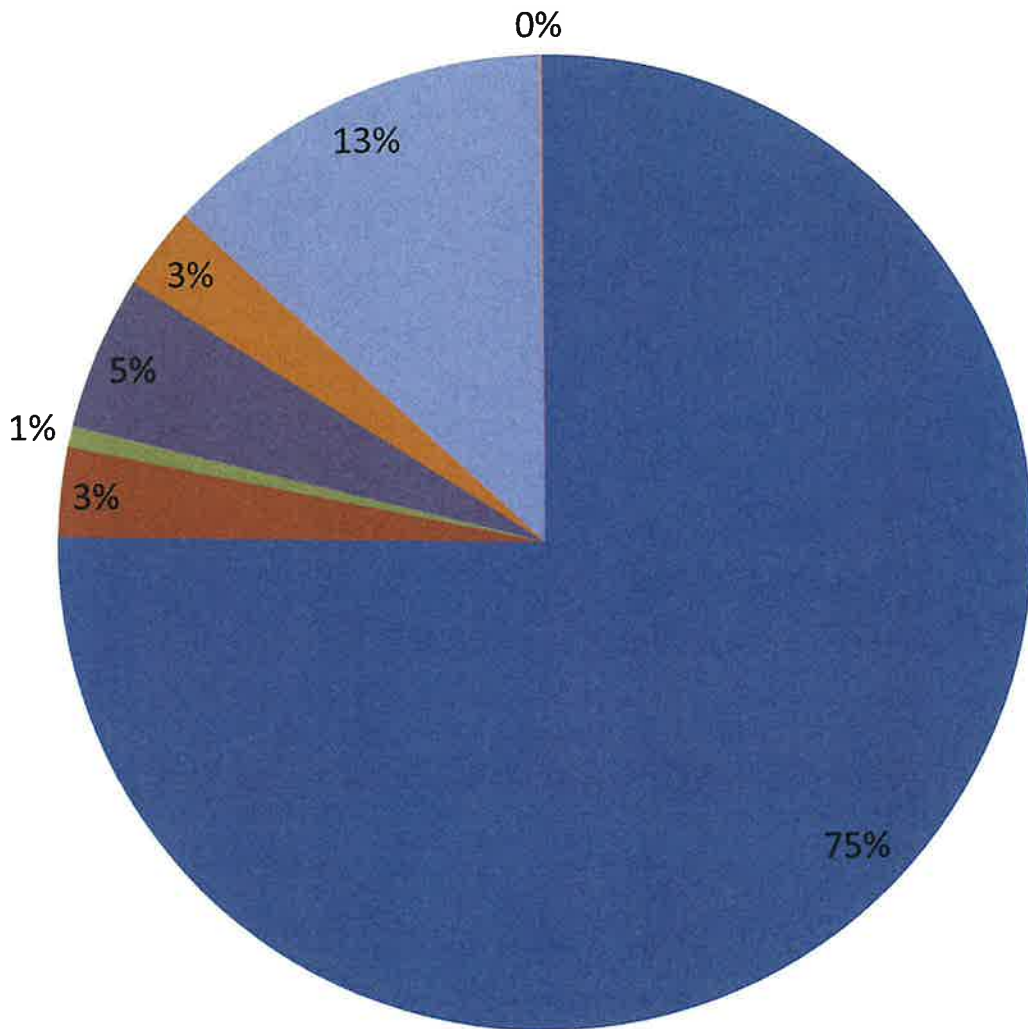
## \$ 16,981,790

- TOWN BRIDGE (State Gas Tax) \$ 2,521,303
- BRIDGE BONDING (State Bonding) \$ 982,831
- TOWN ROAD (State Gas Tax) \$ 642,735
- FEDERAL AID (Federal Gas Tax) \$ 333,803
- TAX APPORTIONMENT ( Property Taxes) \$2,573,832
- OTHER (Wheelage Tax, Sales Tax, Misc.) \$ 1,616,437
- STATE-AID MUNIC. MAINT. (State Gas Tax) \$ 154,154
- STATE-AID MAINT. REG. (State Gas Tax) \$ 2,053,538
- STATE-AID MUNIC. CONST. (State Gas Tax) \$ 460,504
- STATE-AID CONST. REG. (State Gas Tax) \$ 5,642,653

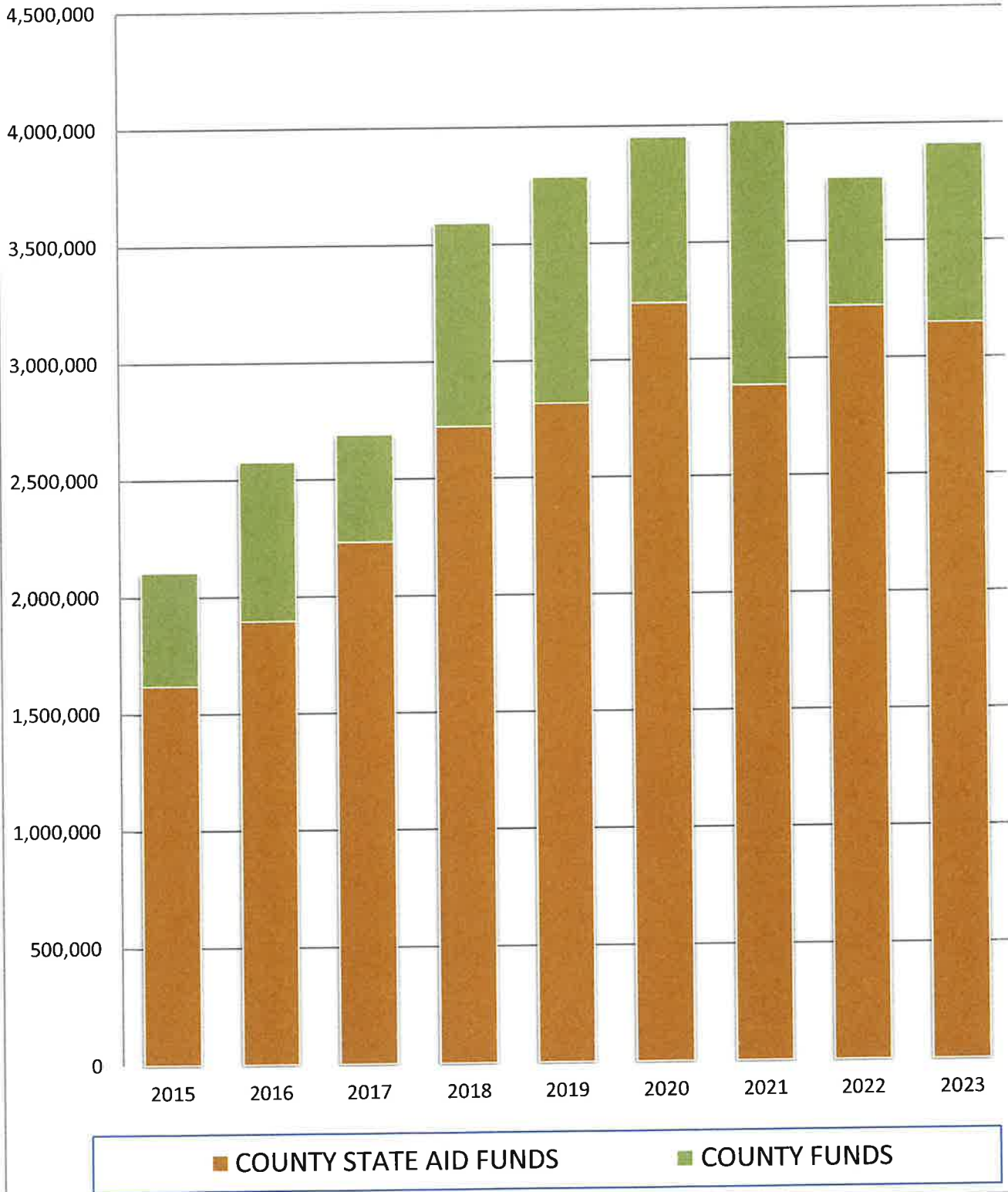


**EXPENDITURES FOR YEAR 2023**  
**\$ 21,786,049**

- ROAD & BRIDGE CONST. \$ 16,416,060
- TOWN ROAD \$ 642,735
- EQUIPMENT/LAND PURCHASES \$ 151,062
- EQUIPMENT AND SHOPS \$ 1,114,208
- ADMINISTRATION \$ 605,390
- ROAD & BRIDGE MAINT. \$ 2,835,188
- UNALLOC. GENERAL EXP & MISC \$ 21,406

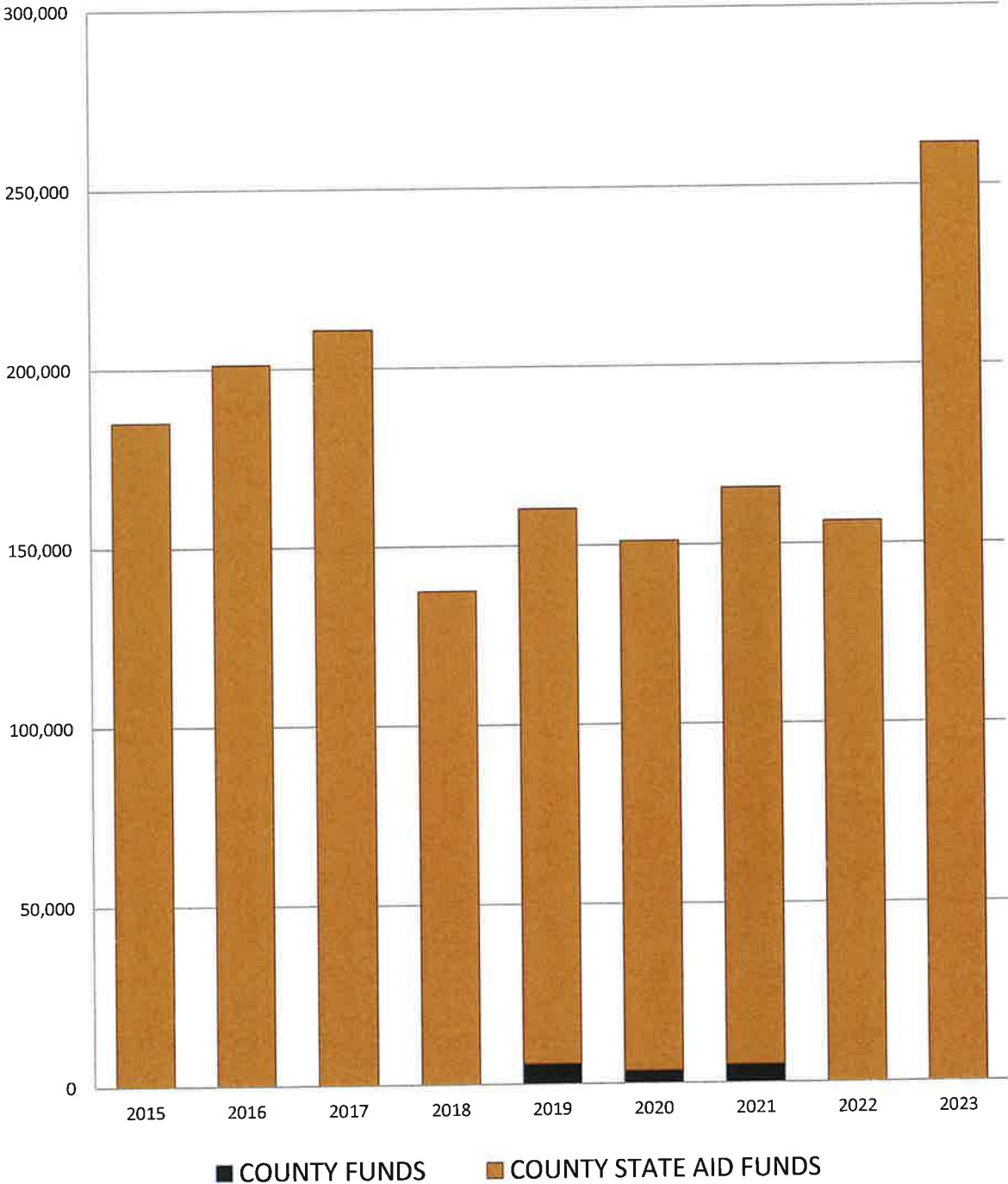


# COUNTY STATE AID HIGHWAY REGULAR MAINTENANCE COMPARISON



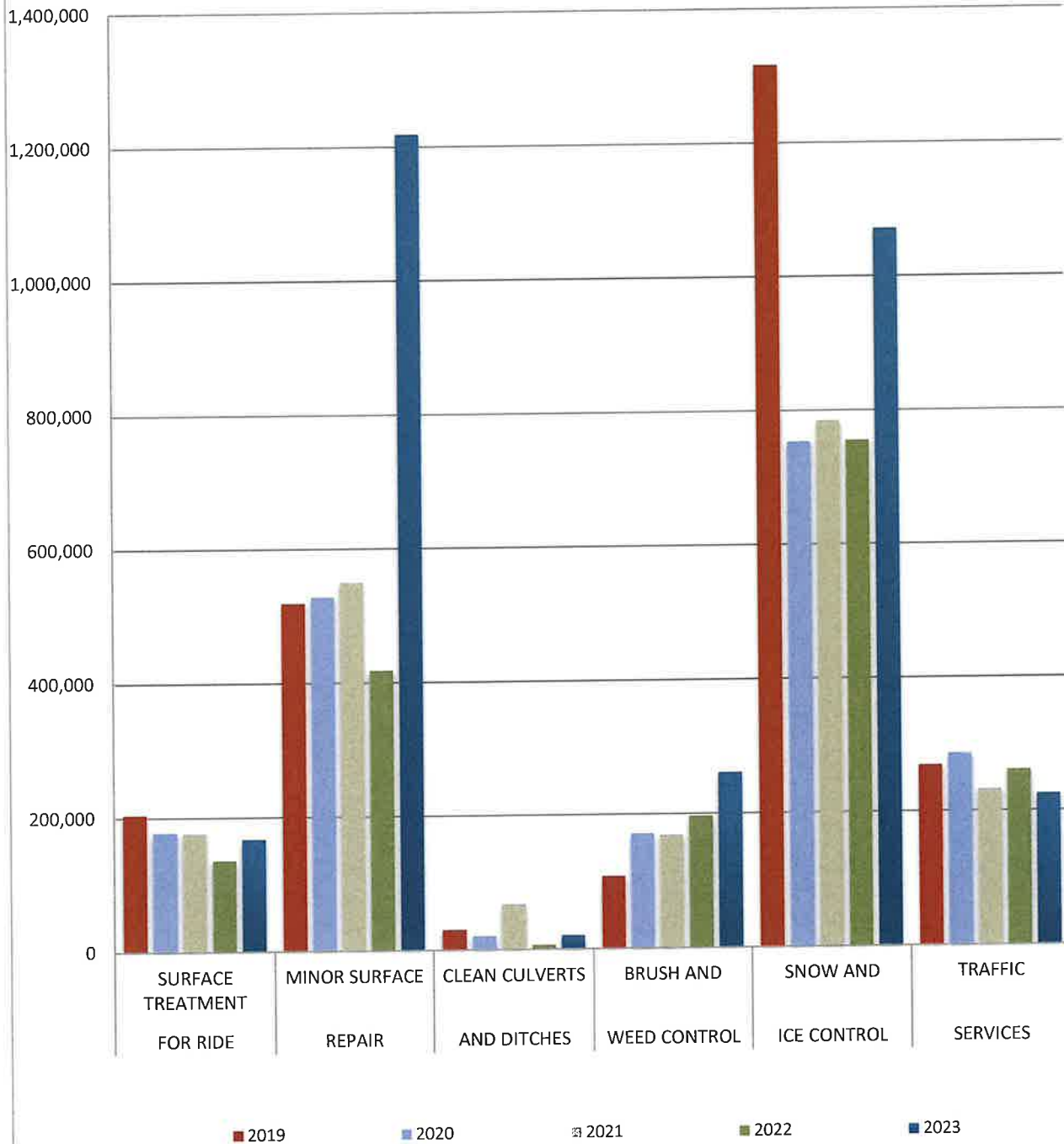


# COUNTY STATE AID HIGHWAY MUNICIPAL MAINTENANCE COMPARISON

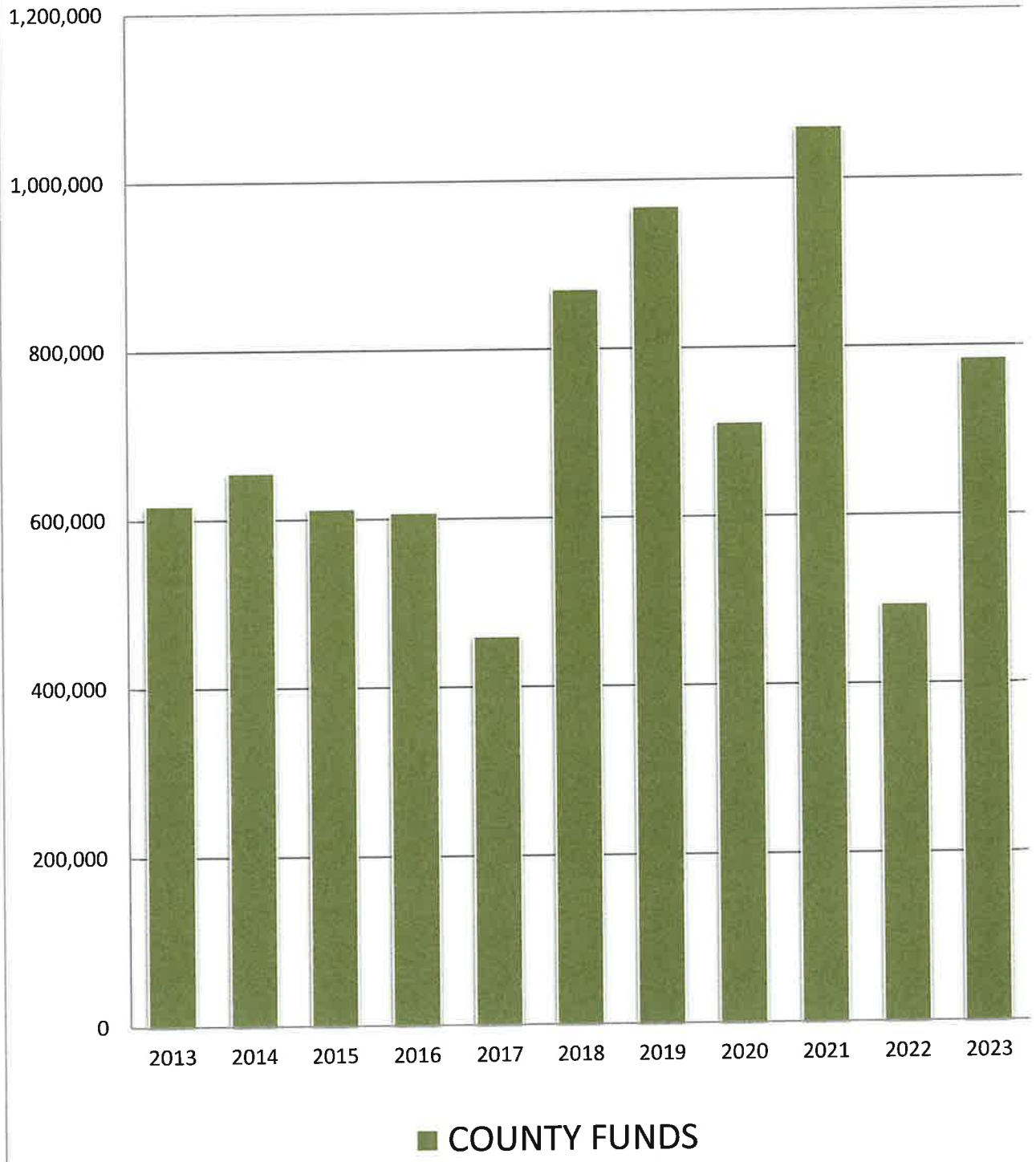




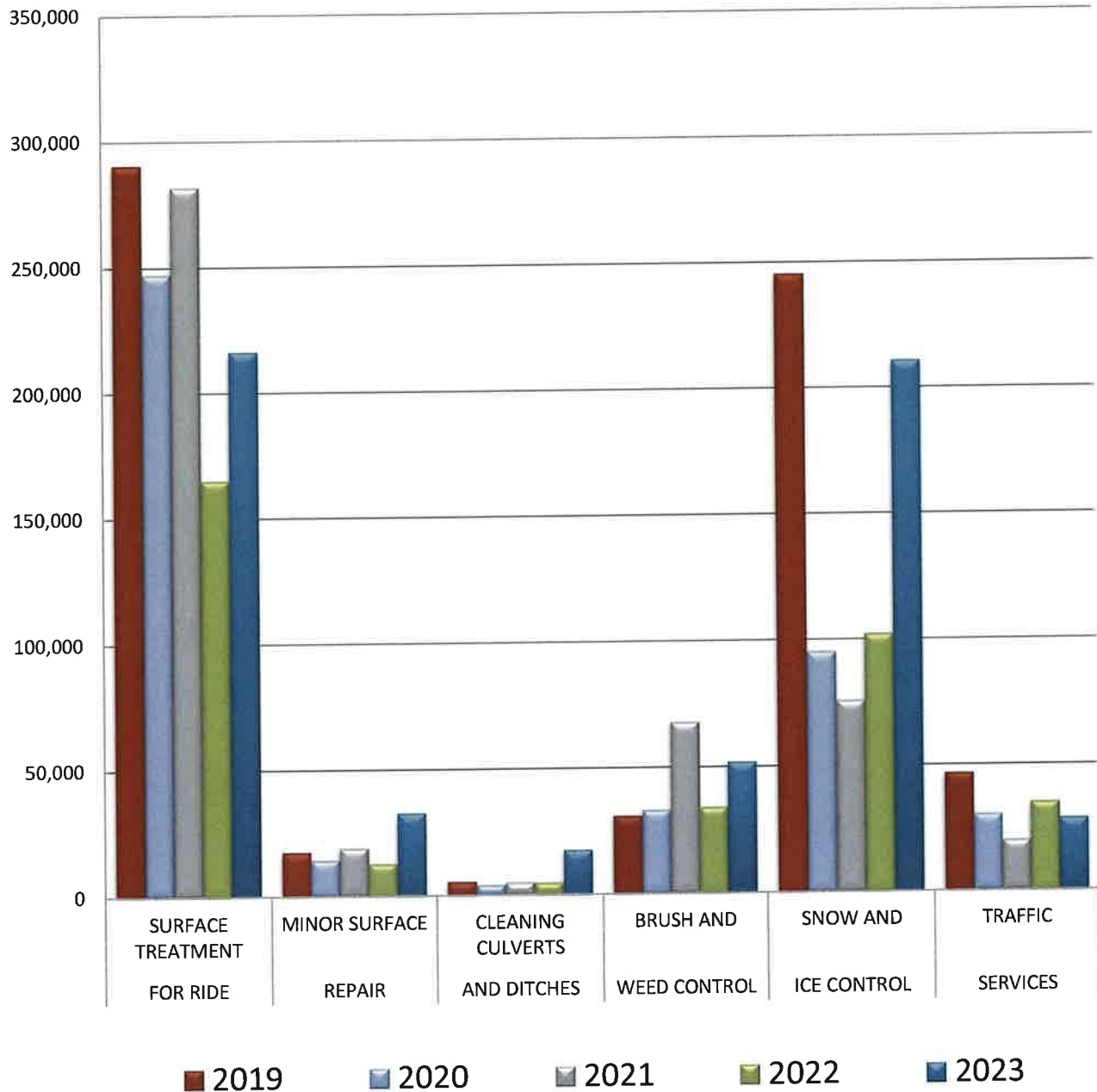
## ROUTINE MAINTENANCE COMPARISON OF COST ON COUNTY STATE AID HIGHWAYS - REGULAR & MUNICIPAL



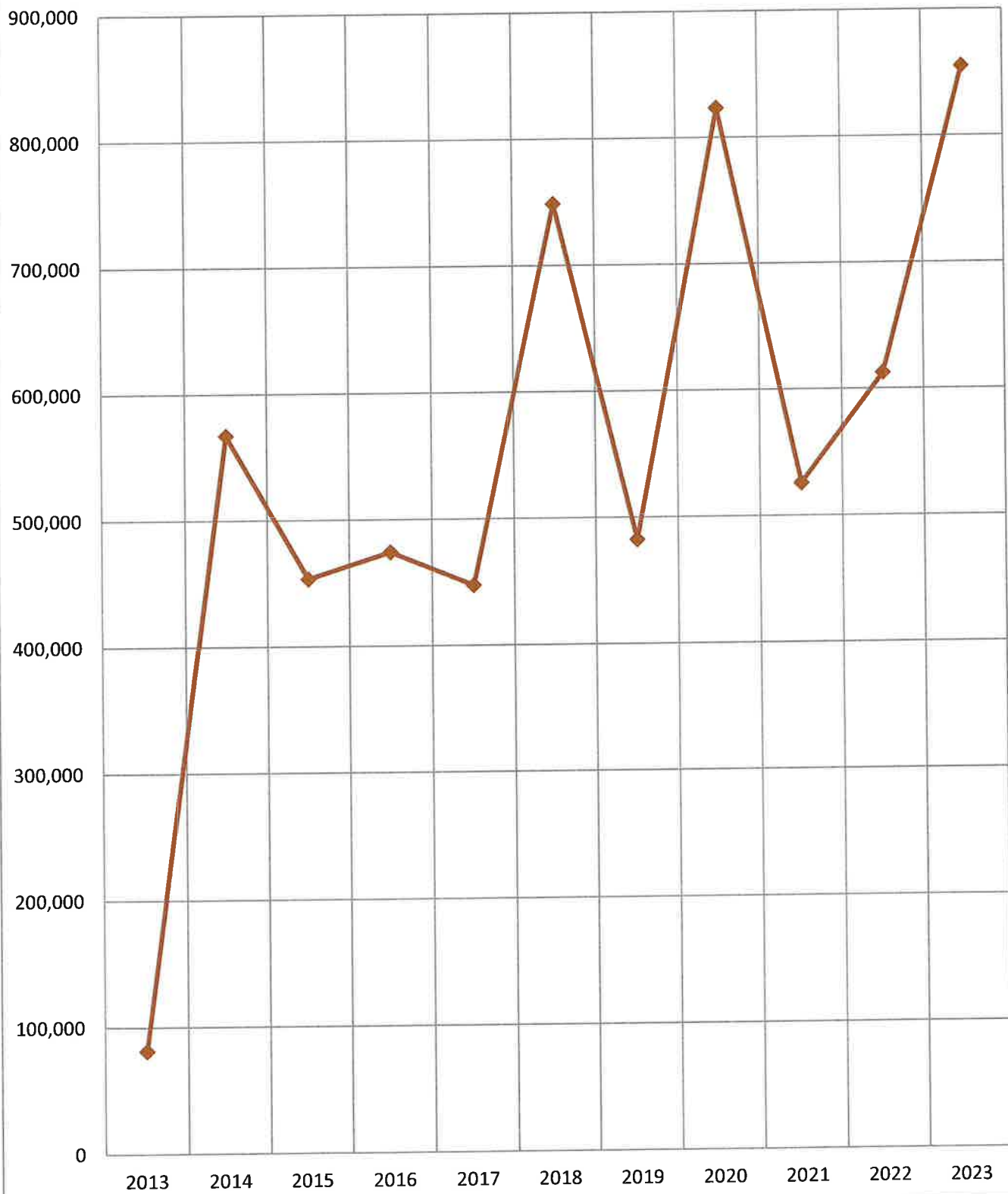
# COUNTY ROAD MAINTENANCE COMPARISON



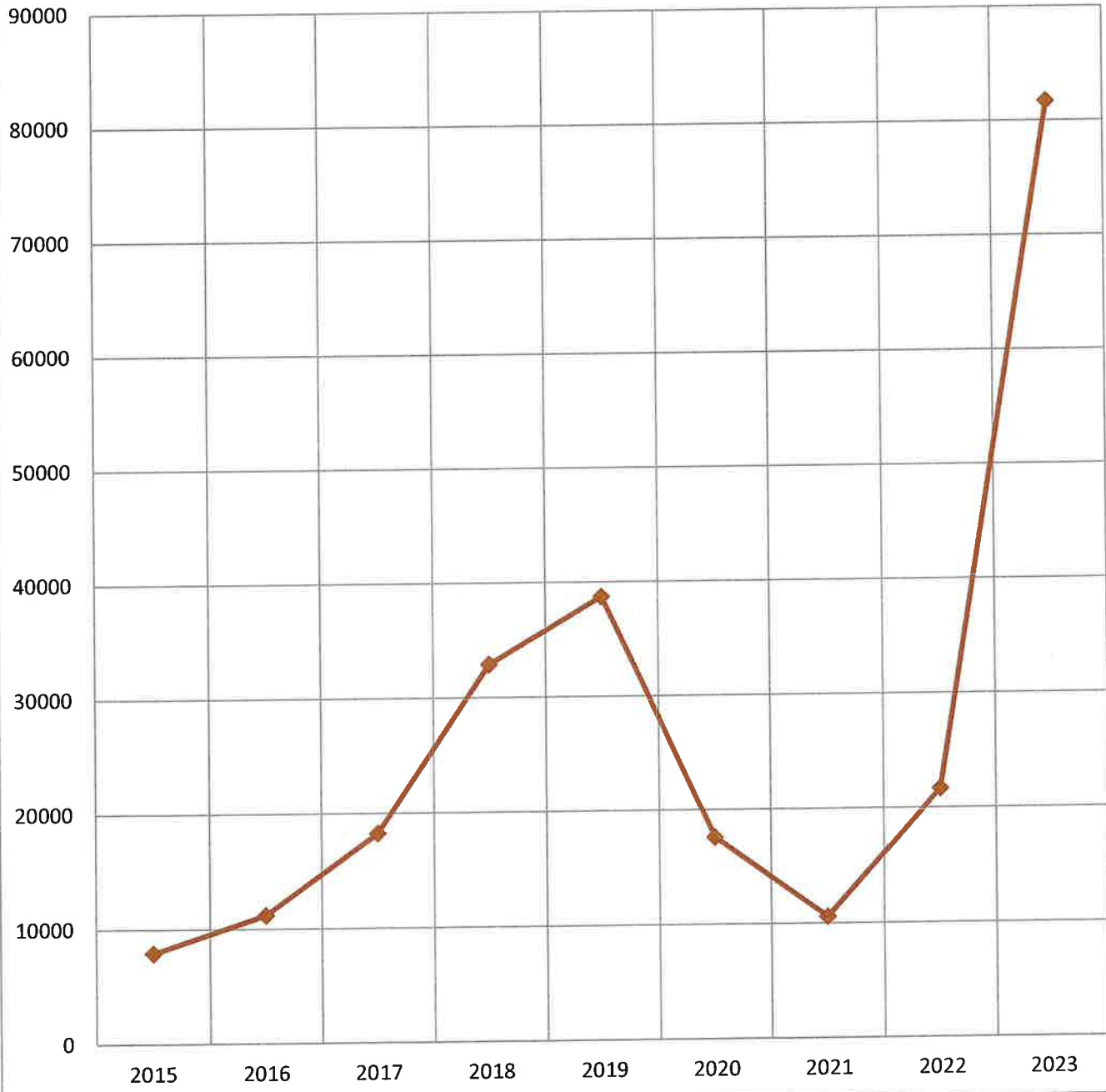
## ROUTINE MAINTENANCE COMPARISON OF COST ON COUNTY ROADS



# NEW EQUIPMENT PURCHASES

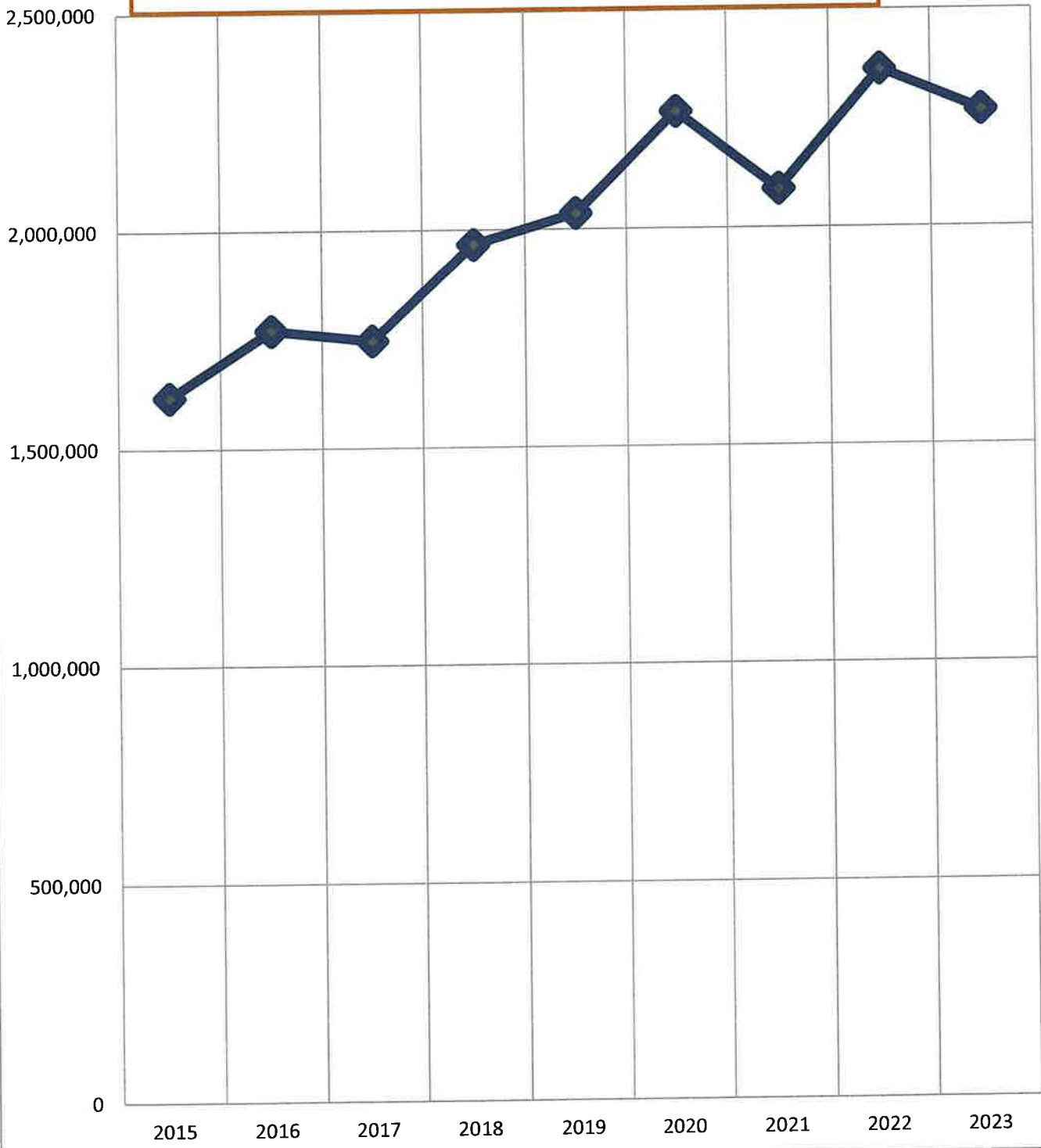


## DITCH ASSESSMENT LIABILITIES PAID DURING 2023



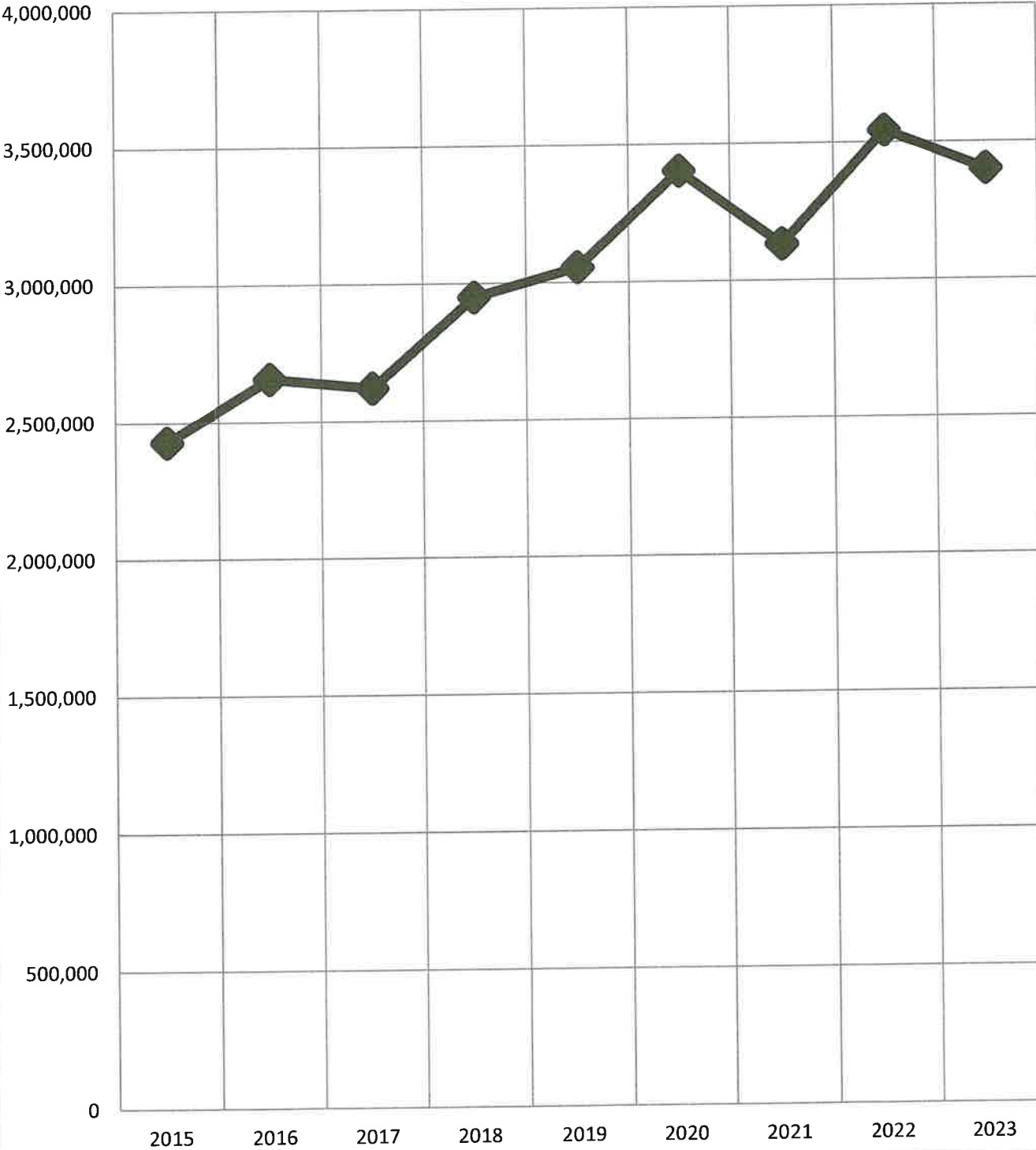
**COUNTY STATE AID REGULAR MAINTENANCE**

**FUND ALLOTMENT**



# COUNTY STATE AID REGULAR CONSTRUCTION

## FUND ALLOTMENT

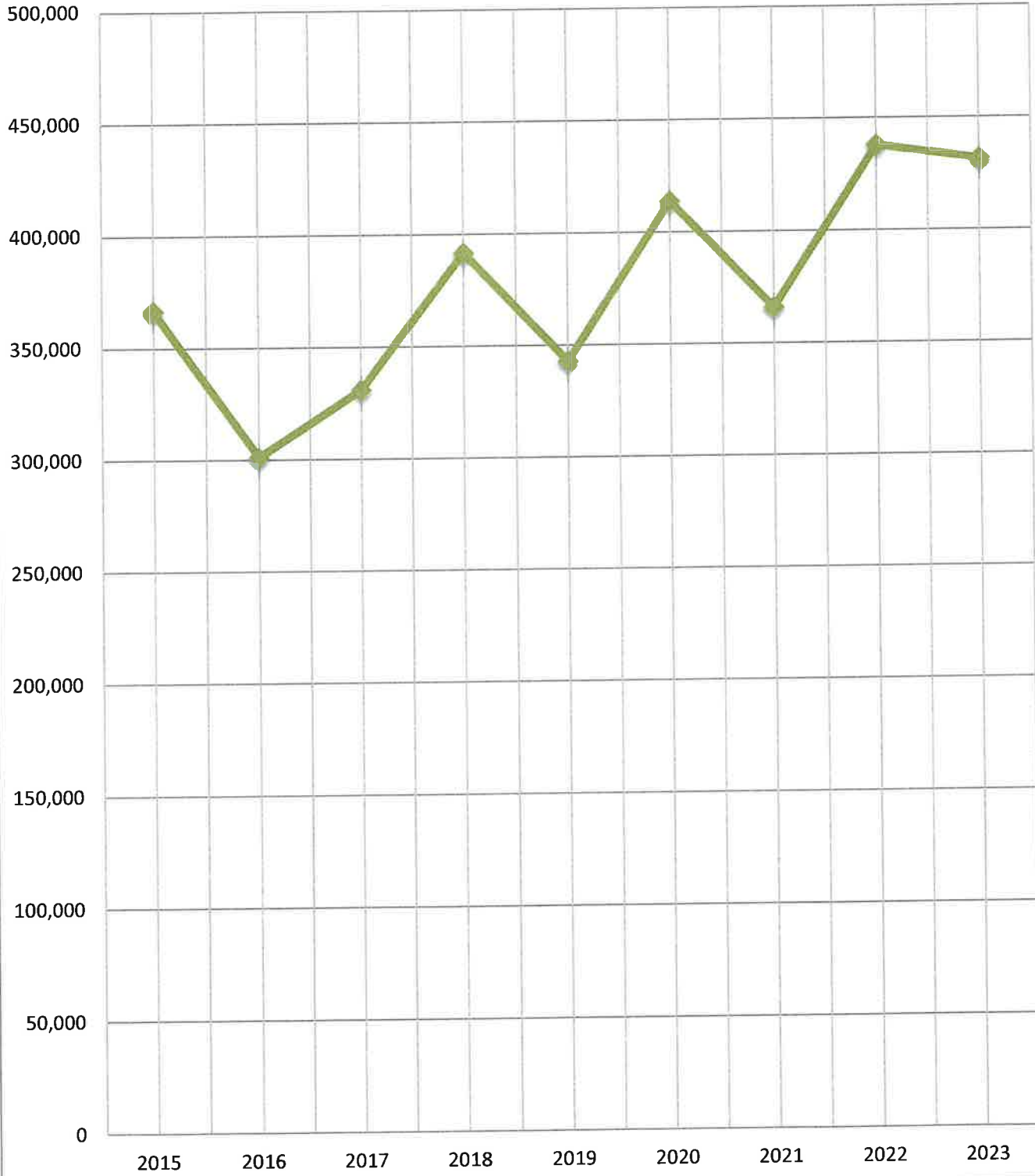




## COUNTY STATE AID MUNICIPAL MAINTENANCE FUND ALLOTMENT



## COUNTY STATE AID MUNICIPAL CONSTRUCTION FUND ALLOTMENT



**Redwood County Highway Department  
Summary of County Highway Information  
For the Year Ended December 31, 2023**

Mileage - CSAH Regular	370.28
Maintenance Costs - CSAH Regular	\$ 3,148,235.29
Mileage - CSAH Municipal	20.55
Maintenance Costs - CSAH Municipal	\$ 261,500.19
Mileage - County Roads	118.56
Maintenance Costs - County Roads	\$ 765,705.71
Construction - CSAH Regular	\$ 11,074,637.09
Construction - CSAH Municipal	\$ 520,034.75
Construction - County Roads	\$ 324,852.04

**Redwood County Highway Department**  
**Summary of Accomplishments**  
**For the Year Ended December 31, 2023**

The following summary of accomplishments have resulted from the authorized expenditures and operations on the public highways in Redwood County during the year of 2023.

- I. The winter of 2022-2023 was severe, having multiple freeze thaw events, eight ice storms and heavy snowfall. A large percentage of Redwood County roadways with pavement between 18 to 38 years in age experienced extreme pavement distresses, most notably pavement raveling, delamination and closely spaced potholes 1" to 3" deep. Each of the impacted roadways were beyond the end of their service life and the underlying pavements were highly oxidized and brittle. The multiple freeze thaw cycles introduced water into the cracks and into holes in the pavement surface and when the water re-froze it caused deterioration of the asphalt bonds. The newer chip seals held on tightly to the fractured pavement layers below and when traffic passed over the pavement, the chip seals pulled up and off the underlying weak pavements. Once the underlying pavements were exposed, they pulverized under further traffic loading which caused the potholes to get larger with every passing day.

The County Board and Highway Department had several public work-sessions to determine possible ways to address the failing pavements. Emergency action had to be taken and Redwood County bonded \$10M to improve pavements through a combination of 1.5" to 4" mill and overlays over a two year period.

- II. In 2023, the Redwood County Highway Department completed 56 miles of mill and overlay pavement rehabilitation on County State Aid Highways 2, 3, 4, 5, 7, 10, 12, 13, 16 and 45. County State Aid Highway 1 in Clements received its final 0.7 mile, 2" thick pavement lift after the 2022 reconstruction project. Additional pavement preservation included 53 miles of chip sealing on CSAH 1, 6, 8, 10, 24, 30, 32 and 46.
- III. In 2023, two County Road bridges were reconstructed with box culverts and six township bridges were constructed. Of the township bridges, three were reconstructed with beam bridges and three were reconstructed with box culverts.

**Redwood County Highway Department  
Summary of Equipment Purchases  
For the Year Ended December 31, 2023**

The following major equipment was purchased in 2023:

Unit 4	Trimble R12i Survey Equipment	74,821.27
Unit 2218	2023 Western Star Snow Plow Truck	281,923.07
Unit 3221	Rapid Router	16,297.00
Unit 8226	2024 Felling Trailer	41,911.76
Unit 1231	2023 Chevy Silverado 1500	52,169.56
Unit 3232	2024 Tandem-Axle Pup Trailer	49,985.00
Unit 8233	2023 Midsota Trailer	28,753.50
Unit 3234	2024 Tandem-Axle Pup Trailer	49,985.00
Unit 8235	M20 Scrubber/Sweeper	68,132.00
Unit 3235	2024 Tri-Axle Pup Trailer	65,394.00
Unit 3236	2024 Tri-Axle Pup Trailer	65,394.00
Unit 1237	2024 Chevy Silverado 1500	60,295.34
		\$ 855,061.50

The following minor equipment was purchased in 2023:

\$  

---

0.00

Building Improvements During 2023:

0.00

Equipment Retired or Traded in 2023:

Unit 1210      2003 Ford F-250

**Redwood County Highway Department  
Summary of Expenditures  
For the Year Ended December 31, 2023**

Snow and Ice Control	\$ 1,282,253.02
Right of Way	\$ 3,919.00
Engineering	\$ 1,111,823.15
Construction	\$ 15,952,868.85
Buildings and Equipment	\$ 855,061.50

**Redwood County Highway Department  
Financial Statement  
For the Year Ended December 31, 2023**

**ASSETS**

Cash Balance as of December 31, 2023		\$ 11,616,507.76
Delinquent Taxes Receivable		7,063.12
Investments		498,375.00
<b><u>Accounts Receivable</u></b>		
Due from Townships	2,887.27	
Due from Municipalities	-	
Due from Other Counties	284.84	
Due from Other County Funds	6,119.13	
Due from Individuals	4,031.25	
Total Accounts Receivable	13,322.49	13,322.49
<b><u>Due from State Aid</u></b>		
Regular Maintenance	204,253.00	
Regular Construction	717,516.92	
Anticipated Transfer - Regular Construction	-	
Municipal Maintenance	117,622.19	
Municipal Construction	24,012.14	
Town Bridge	183,565.38	
Anticipated Transfer - Town Bridge	-	
Bridge Bonding	62,500.00	
Total from State Aid	1,309,469.63	1,309,469.63
<b><u>Federal Project Anticipated Expense</u></b>		
Anticipated Expense - Regular Construction	-	
Anticipated Expense - Town Bridge	-	
Total Federal Aid	-	-
<b><u>Allotments</u></b>		
State Aid Regular Maintenance	-	
State Aid Regular Construction	625,918.13	
State Aid Municipal Maintenance	-	
State Aid Municipal Construction	139,368.35	
Town Bridge	299,685.54	
Bonding	1,534,042.38	
Total Allotments	2,599,014.40	2,599,014.40
Inventory		191,833.54
Fixed Assets		-
<b><u>TOTAL ASSETS</u></b>		<b>\$ 16,235,585.94</b>



**Redwood County Highway Department  
Financial Statement  
For the Year Ended December 31, 2023**

**LIABILITIES**

Accounts Payable		\$	130,481.60
Contracts Payable			1,216,095.38
Salaries Payable			93,144.92
Due to Other Gov't Units			-
Due to Municipalities			3,326.65
Due to CSAH Regular - Overpayments			4,411,883.49
Due to Town Bridge - Overpayment			60,464.00
2021A Bond Principal Due			5,890,000.00
2023A Bond Principal Due			10,063,401.76
Employee Benefits Payable			241,507.71

**Deferred Revenue**

Regular Maintenance	-		
Regular Construction	784,282.41		
Municipal Maintenance	-		
Municipal Construction	139,368.35		
Town Bridge	299,685.56		
Taxes	7,063.12		
Bonding	1,534,042.38		
Total Deferred Revenue			2,764,441.82

**TOTAL LIABILITIES**

**\$ 24,874,747.33**

**FUND BALANCE**

Reserve for Fixed Assets		\$	-
Reserve for Inventory			191,833.54
Reserve for Uncompleted Contracts			-
Fund Balance (Undesignated)			(8,830,994.93)

**TOTAL FUND BALANCE**

**\$ (8,639,161.39)**

**TOTAL LIABILITIES AND FUND BALANCE**

**\$ 16,235,585.94**

**Redwood County Highway Department  
Accounts Receivable  
For the Year Ended December 31, 2023**

	<b>Beginning Balance</b>	<b>Current Year Billings</b>	<b>Current Year Payments</b>	<b>Ending Balance</b>
<b><u>Due from Townships</u></b>				
New Avon Township	\$ -	\$ 2,137.56	\$ 2,158.30	\$ (20.74)
Sheridan Township	-	2,860.00	-	2,860.00
Waterbury Township	-	165.00	116.99	48.01
<b>Total Due from Townships</b>	<b>\$ -</b>	<b>\$ 5,162.56</b>	<b>\$ 2,275.29</b>	<b>\$ 2,887.27</b>
<b><u>Due from Municipalities</u></b>				
	\$ -	\$ -	\$ -	\$ -
	-	-	-	-
	-	-	-	-
<b>Total Due from Municipalities</b>	<b>\$ -</b>	<b>\$ -</b>	<b>\$ -</b>	<b>\$ -</b>
<b><u>Due from Other Counties</u></b>				
RRRSWA (Renville)	\$ 462.53	\$ 1,994.35	\$ 2,172.04	\$ 284.84
	-	-	-	-
<b>Total Due from Other Counties</b>	<b>\$ 462.53</b>	<b>\$ 1,994.35</b>	<b>\$ 2,172.04</b>	<b>\$ 284.84</b>

**Redwood County Highway Department  
Accounts Receivable  
For the Year Ended December 31, 2023**

	Beginning Balance	Current Year Billings	Current Year Payments	Ending Balance
<b><u>Due from Other County Funds</u></b>				
Admin Co. Cars	\$ 287.80	\$ 3,901.71	\$ 3,845.75	\$ 343.76
Environmental	224.95	6,263.04	5,961.66	526.33
Sentence to Serve	190.31	2,235.05	2,183.80	241.56
Sheriff	4,587.54	54,833.49	54,643.94	4,777.09
Soil & Water	115.24	3,067.59	2,952.44	230.39
	-	-	-	-
	-	-	-	-
<b>Total Due from Other County Funds</b>	<b>\$ 5,405.84</b>	<b>\$ 70,300.88</b>	<b>\$ 69,587.59</b>	<b>\$ 6,119.13</b>
<b><u>Due from Individuals</u></b>				
Lower Sioux Indian Community	\$ 1,933.65	\$ 6,393.63	\$ 6,114.16	\$ 2,213.12
United Community Action	2,112.68	30,611.37	30,905.92	1,818.13
	-	-	-	-
<b>Total Due from Individuals</b>	<b>\$ 4,046.33</b>	<b>\$ 37,005.00</b>	<b>\$ 37,020.08</b>	<b>\$ 4,031.25</b>
<b><u>Due from State Aid</u></b>				
Regular Maintenance	\$ 215,260.70	\$ 2,267,805.00	\$ 2,278,812.70	\$ 204,253.00
Regular Construction	(622,503.37)	3,401,708.00	5,437,652.97	(2,658,448.34)
FAS Anticipated Transfer Regular Const	-	-	-	-
Municipal Maintenance	145,959.50	287,756.00	289,837.50	143,878.00
Municipal Construction	30,310.46	431,635.00	324,820.77	137,124.69
Town Bridge	1,216,499.83	1,447,226.31	2,521,302.65	142,423.49
FAS Anticipated Transfer Town Bridge	-	-	-	-
Bridge Bonding	541,955.28	-	416,955.28	125,000.00
<b>Total Due from State Aid</b>	<b>\$ 1,527,482.40</b>	<b>\$ 7,836,130.31</b>	<b>\$ 11,269,381.87</b>	<b>\$ (1,905,769.16)</b>
<b><u>Due from Intragovernmental</u></b>				
Delinquent Taxes Receivable	\$ -	\$ 7,063.12	\$ -	\$ 7,063.12
Interest Receivable	-	-	-	-
<b>Total Due from Intragovernmental</b>	<b>\$ -</b>	<b>\$ 7,063.12</b>	<b>\$ -</b>	<b>\$ 7,063.12</b>
<b>Total Receivables</b>	<b>\$ 1,537,397.10</b>	<b>\$ 7,957,656.22</b>	<b>\$ 11,380,436.87</b>	<b>\$ (1,885,383.55)</b>

**Redwood County Highway Department  
Town Road Allotment  
For the Year Ended December 31, 2023**

Township of Brookville	27,000.05
Township of Charlestown	23,255.81
Township of Delhi	29,247.72
Township of Gales	21,655.81
Township of Granite Rock	27,469.60
Township of Johnsonville	22,505.05
Township of Kintire	23,681.07
Township of Lamberton	21,629.35
Township of Morgan	28,744.69
Township of New Avon	25,989.92
Township of North Hero	23,339.97
Township of Paxton	58,966.36
Township of Redwood Falls	20,963.14
Township of Sheridan	23,645.95
Township of Sherman	29,379.22
Township of Springdale	24,985.20
Township of Sundown	23,800.59
Township of Swedes Forest	12,732.70
Township of Three Lakes	25,535.91
Township of Underwood	24,655.92
Township of Vail	25,648.07
Township of Vesta	25,501.35
Township of Waterbury	23,103.53
Township of Westline	22,804.58
Township of Willow Lake	26,493.44
	-
<b>Total Town Road Allotment</b>	<b>\$ 642,735.00</b>

**Redwood County Highway Department  
Inventory of Supplies and Materials  
For the Year Ended December 31, 2023**

**Parts and Replacements**

Filters	\$ -	
Cutting Edges, Snowplow & Wing C.E.	32,504.63	
Miscellaneous Repair Parts	-	
<b>Total Parts and Replacements</b>	-	<b>\$ 32,504.63</b>

**Motor Fuels, Fluids, Oil and Grease**

Diesel Fuel	\$ 36,420.77	
Gasoline	21,177.38	
Anti-Freeze	397.89	
Motor Oil	20,200.92	
Hydraulic Oil	-	
Grease	-	
<b>Total Motor Fuels, Fluids, Oil and Grease</b>	-	<b>\$ 78,196.96</b>

**Field Materials and Supplies**

Culverts, Aprons, and Bands	\$ 6,973.67	
Sand/Salt Mixture and Calcium Chloride	9.81	
Bituminous Materials	38,285.76	
Miscellaneous Field Materials	1,202.14	
Signs & Posts	33,874.86	
Mulch Bales	785.71	
Gravel Material in Stockpile	-	
<b>Total Field Materials and Supplies</b>	-	<b>\$ 81,131.95</b>

<b>Total Inventory and Supplies</b>		<b>\$ 191,833.54</b>
-------------------------------------	--	----------------------

**Redwood County Highway Department  
Accounts Payable  
For the Year Ended December 31, 2023**

**Accounts Payable**

Vendor Name	Admin.	Road Const.	Road Maint.	Shop Equip.	Unall.	Accts. Recb'l
Aramark	\$			\$ 34.53		\$
Baker Tilly Municipal Advisors	70.32					
Bisbee Plumbing & Heating				1,050.50		
Bolton & Menk, Inc		21,341.00				
Commercial Lighting Company				297.23		
City of Clements				68.63		
City of Lamberton				67.14		
City of Lucan				75.25		
City of Milroy				52.06		
City of Morgan				325.20		
City of Wabasso				75.98		
City of Walnut Grove				57.86		
Crysteel Truck Equipment				8,416.00		
Duinick Inc		272,226.81				
ELAN Credit Card				84.50		
Etterman Enterprises Inc				86.48		
Everstrong Construction		465,500.83				
Fahrner Asphalt Sealers LLC			4,740.00			
Farmward				3,136.50		
Great Plains Natural Gas Co				737.29		
H & L Mesabi Co				528.00		
Hagert, Bo				199.99		
Knife River Corporation		210,392.22				
M-R Sign Co Inc			197.35			
MCI Telecommunications	30.09					
MN Energy Resources Corp				268.81		
MN Dept of Labor & Industry				10.00		
MN Dept of Transportation		1,244.96				
Newman Signs				3,033.13		
Northern Safety Technology Inc				1,329.94		
Otter Tail Power Company				75.55		
R & G Construction Co		19,700.00				
Redwood Falls Public Utilities			67.20	2,537.33		
Redwood Electric Cooperative			40.00	463.82		
Runnings Farm & Fleet				184.83		
Scotts Lawn Service & Snow Removal LLC			1,770.00			
Sellner, Anthony	86.58					
Schmidt Construction Inc			15,196.40			
Southwest Sanitation				293.04		
Stark Printing Inc DBA Henle Printing	244.42					
Summit Fire Protection				230.00		
Waste Management Corp Services				798.09		
Widseth, Smith, Nolting & Associates Inc		59,324.23				
Xcel Energy Inc			16.56	86.06		
Ziegler Inc				6.00		
Zimmerman Maintenance			9,629.40			
<b>Total Accounts Payable</b>	<b>\$ 431.41</b>	<b>\$ 1,049,730.05</b>	<b>\$ 31,656.91</b>	<b>\$ 24,549.74</b>	<b>\$</b>	<b>\$ 1,106,368.11</b>

	Admin.	Road Const.	Road Maint.	Shop Equip.	Parks	Accts. Recb'l
<b>Salaries Payable</b>	\$ 18,636.00	\$ 12,782.40	\$ 58,233.32	\$ 3,493.20	\$	\$ 93,144.92 93-2210
<b>Vacation Payable</b>	\$ 20,801.57	\$ 11,587.04	\$ 46,184.97	\$ 11,141.16	\$	\$ 89,714.74 93-2232
<b>Sick Leave Payable</b>	\$ 21,715.20	\$ 16,833.94	\$ 91,066.50	\$ 17,230.40	\$	\$ 146,846.04 93-2233
<b>Comp Time Payable</b>	\$ 156.37	\$ 468.26	\$ 3,187.01	\$ 1,135.29	\$	\$ 4,946.93 93-2234

	CSAH Reg. Const.	CSAH Mun. Const.	Town Bridge	Bridge Bonding	County Const.	Federal	PFD CP
<b>Contracts Payable</b>						\$ 10,900.50	
SP 064-601-014	\$	\$	\$	\$		\$ 31,887.40	
SP 064-624-006							
SAP 064-613-016					210,392.22		
SAP 064-599-113			30,638.58				
SAP 064-599-117			36,952.63				
SAP 064-599-120			24,974.01				
SAP 064-598-027				22,106.04			
SAP 064-598-028				20,078.21			
SAP 064-598-029				15,470.28			
SAP 064-607-048		14,191.57		8,550.80			
SAP 064-608-029		12,070.64		6,329.77			
SAP 064-601-017		19,700.00					
CMP-23-PM					4,740.00		
SAP 064-594-003				82,322.09			
SAP 064-602-026					11,538.20		
SAP 064-603-008					4,894.95		
SAP 064-604-058					57,788.40		
SAP 064-605-035					17,957.75		
SAP 064-607-052					34,167.93		
SAP 064-610-035					18,358.58		
SAP 064-612-016					55,739.50		
SAP 064-616-019					60,079.44		
SAP 064-645-008					11,702.06		
SAP 064-598-032					392,563.80		
<b>Total Contracts Payable</b>	<b>\$ 1,216,095.35</b>	<b>\$ 45,962.21</b>	<b>\$</b>	<b>\$ 92,565.22</b>	<b>\$ 547,420.99</b>	<b>\$ 487,359.03</b>	<b>\$ 42,787.90</b>

93-2006

**Redwood County Highway Department  
Accounts Payable  
For the Year Ended December 31, 2023**

Equipment Code	Description	Status	Org. Cost	Beginning Balance	Capital Improv	Equipment Rental	Cost Added	Yearly Depr	Ending Balance	AdjustTo Equalize Depr.
<b>ENG</b>	<b>ENGINEERING &amp; ADM. EQUIPMENT</b>									
0002	ENGINEERING & ADM. EQUIPMENT		93,462.79	.00	.00	.00	.00	.00	.00	.00
Acq Dt.	1/1/2000	0	<b>Active</b>							
0004	SURVEY EQUIP - TRIMBLE R121		74,821.27	74,821.27	.00	.00	.00	6,858.62	67,962.65	-6,858.62
Acq Dt.	2/15/2023	10	<b>New</b>							
	<b>SubTotal</b>		168,284.06	74,821.27	.00	.00	.00	6,858.62	67,962.65	-6,858.62
<b>GRADER</b>	<b>CATERPILLAR MOTOR GRADER</b>									
4111	CATERPILLAR MOTOR GRADER		209,637.63	10,190.26	.00	53,591.00	44,840.64	10,190.26	.00	-1,439.90
Acq Dt.	8/1/2011	12	<b>Active</b>							
4144	2014 CAT.140M2 MOTOR GRADER		290,570.00	92,820.70	.00	70,741.00	59,244.13	24,214.20	68,606.50	-12,717.33
Acq Dt.	11/5/2014	12	<b>Active</b>							
4171	2017 CAT 140M3 BR MOTOR GRADER		272,135.00	145,516.39	.00	57,654.00	49,423.54	22,677.96	122,838.43	-14,447.50
Acq Dt.	6/28/2017	12	<b>Active</b>							
4186	Caterpillar Patrol Unit 140M		322,311.00	217,112.27	.00	71,197.00	36,476.11	26,859.25	190,253.02	7,861.64
Acq Dt.	2/28/2019	12	<b>Active</b>							
4211	Caterpillar Motor Patrol 15010Y		326,312.00	296,853.27	.00	63,396.00	44,831.73	27,192.67	269,660.60	-8,628.40
Acq Dt.	12/21/2021	12	<b>Active</b>							
4218	Caterpillar 15010YAWD		305,932.00	305,932.00	.00	84,240.00	38,687.03	25,494.33	280,437.67	20,058.64
Acq Dt.	5/24/2022	12	<b>Active</b>							
	<b>SubTotal</b>		1,726,897.63	1,068,424.89	.00	400,819.00	273,503.18	136,628.67	931,796.22	-9,312.85
<b>LOADER</b>	<b>CATERPILLAR DOZER</b>									
7014	CATERPILLAR DOZER		102,461.13	.00	.00	15,750.00	9,671.74	.00	.00	6,078.26
Acq Dt.	12/28/2001	10	<b>Active</b>							
7105	NEW HOLLAND BACKHOE		70,645.00	.00	.00	6,240.00	3,514.59	.00	.00	2,725.41
Acq Dt.	11/15/2010	10	<b>Active</b>							
7112	BACKHOE		77,878.00	.00	.00	6,215.00	11,709.94	.00	.00	-5,494.94
Acq Dt.	11/21/2011	10	<b>Active</b>							
7122	CATERPILLAR WHEEL LOADER		99,147.00	.00	.00	33,790.00	11,038.61	.00	.00	22,751.39
Acq Dt.	5/2/2012	10	<b>Active</b>							
7187	Cat 950GC Wheel Loader		240,683.00	142,404.11	.00	36,507.50	13,005.73	24,068.30	118,335.81	-566.53
Acq Dt.	12/3/2018	10	<b>Active</b>							
	<b>SubTotal</b>		590,814.13	142,404.11	.00	98,502.50	48,940.61	24,068.30	118,335.81	25,493.59



**Redwood County Highway Department  
Accounts Payable  
For the Year Ended December 31, 2023**

<b>MAJOR</b>																						
0102	2001 PONTIAC BONNEVILLE					17,100.00	.00	.00	.00	.00	407.52	.00	.00	.00	-407.52							
Acq Dt.	12/18/2002	Est. Life	5	Status	Active	58,614.50	.00	1,200.00	.00	248.98	.00	.00	.00	951.02								
2026	1999 FORD SPRAY TRUCK				Active	69,365.17	.00	34,735.00	.00	10,362.01	.00	.00	.00	24,372.99								
Acq Dt.	2/11/2002	Est. Life	8	Status	Active	18,626.85	16,143.27	363.75	.00	1,212.80	3,725.37	12,417.90		-4,574.42								
2141	2014 FREIGHTLINER TRUCK (SIGN)				Active	41,929.05	.00	.00	.00	.00	.00	.00	.00	.00								
Acq Dt.	12/13/2013	Est. Life	8	Status	Active	32,945.78	.00	100.00	.00	1,109.51	.00	.00	.00	-1,009.51								
220	2014 Ford Escape				Active	41,611.00	.00	3,465.00	.00	3,495.03	.00	.00	.00	-30.03								
Acq Dt.	5/3/2022	Est. Life	5	Status	Active	532.50	.00	.00	.00	1,006.19	.00	.00	.00	-1,006.19								
3036	2002 CATERPILLAR ROLLER				Active	9,169.65	.00	.00	.00	.00	.00	.00	.00	.00								
Acq Dt.	12/20/2003	Est. Life	8	Status	Active	9,169.65	.00	.00	.00	.00	.00	.00	.00	.00								
3037	2000 CATERPILLAR ROLLER				Active	9,169.65	.00	.00	.00	.00	.00	.00	.00	.00								
Acq Dt.	12/20/2003	Est. Life	8	Status	Active	9,500.00	.00	.00	.00	.00	.00	.00	.00	.00								
3065	ROSCO SWEEP PRO POWER BROOM				Active	1,199.99	289.99	.00	.00	68.39	120.00	169.99		-188.39								
Acq Dt.	4/10/2006	Est. Life	10	Status	Active	34,341.00	5,723.40	9,125.00	.00	1,921.77	4,292.64	1,430.76		2,910.59								
Acq Dt.	8/16/2007	Est. Life	10	Status	Active	6,000.00	1,875.00	.00	.00	.00	750.00	1,125.00		-750.00								
3075	ROSCOE PACKER (USED)				Active	9,667.00	3,121.50	.00	.00	.00	1,208.40	1,913.10		-1,208.40								
Acq Dt.	8/16/2007	Est. Life	10	Status	Active	11,827.92	3,819.27	250.00	.00	811.56	1,478.52	2,340.75		-2,040.08								
3076	LOADRITE SCALE				Active	24,000.00	8,750.00	.00	.00	.00	3,000.00	5,750.00		-3,000.00								
Acq Dt.	10/3/2007	Est. Life	10	Status	Active	23,250.00	.00	.00	.00	88.28	.00	.00	.00	-88.28								
3079	LOADRITE SCALE				Active	33,566.83	20,732.33	9,209.00	.00	2,707.58	4,442.65	16,289.68		2,058.77								
Acq Dt.	11/2/2007	Est. Life	10	Status	Active	22,092.00	12,887.00	.00	.00	3,459.72	2,761.50	10,125.50		-633.22								
3142	CIMLINE ROUTER				Active	16,180.40	11,124.02	375.00	.00	.00	2,022.55	9,101.47		-1,647.55								
Acq Dt.	3/1/2014	Est. Life	4	Status	Active																	
3153	PLATE COMPACTOR				Active																	
Acq Dt.	6/24/2015	Est. Life	10	Status	Active																	
3165	Bomag Roller				Active																	
Acq Dt.	5/4/2016	Est. Life	8	Status	Active																	
3173	Kincaid HydroSeeder				Active																	
Acq Dt.	7/26/2017	Est. Life	8	Status	Active																	
3174	Ziegler Cat 'Walk N' Roll WR75 Packer				Active																	
Acq Dt.	8/22/2017	Est. Life	8	Status	Active																	
3175	Ziegler Cat 'Walk N' Roll Retriever Disc				Active																	
Acq Dt.	8/22/2017	Est. Life	8	Status	Active																	
3176	Marathon Mastic Mixer				Active																	
Acq Dt.	8/22/2017	Est. Life	8	Status	Active																	
3183	Crafco Router w/dust control				Active																	
Acq Dt.	12/20/2017	Est. Life	8	Status	Active																	
3191	KM Asphalt Trailer (Hot Box)				Active																	
Acq Dt.	5/23/2018	Est. Life	4	Status	Active																	
3192	Road Groom 2019 13'				Active																	
Acq Dt.	9/17/2019	Est. Life	8	Status	Active																	
3203	Bobcat Planer 24"				Active																	
Acq Dt.	9/4/2019	Est. Life	8	Status	Active																	

**Redwood County Highway Department  
Accounts Payable  
For the Year Ended December 31, 2023**

Acq Dt. 7/23/2020	Est. Life	8	Status	<b>Active</b>	13,706.21	9,280.24	.00	1,040.00	116.45	1,713.28	7,566.96	-789.73
3204 Bobcat 84" Rotary Mower w/skid steer												
Acq Dt. 6/17/2020	Est. Life	8	Status	<b>Active</b>	56,920.00	44,113.00	.00	.00	.00	5,692.00	38,421.00	-5,692.00
3207 Gilcrest Pavmaster Tail Gate Paver												
Acq Dt. 10/1/2020	Est. Life	10	Status	<b>Active</b>	61,345.00	51,632.04	.00	6,320.00	6,443.35	6,134.50	45,497.54	-6,257.85
3212 Road Widener Shouldering Machine												
Acq Dt. 6/9/2021	Est. Life	10	Status	<b>Active</b>	10,078.93	7,874.16	.00	.00	.00	1,259.87	6,614.29	-1,259.87
3213 Schulte Sodbuster Windrower												
Acq Dt. 4/21/2021	Est. Life	8	Status	<b>Active</b>	37,160.00	29,805.42	.00	.00	655.00	4,645.00	25,160.42	-5,300.00
3214 Lycox Ind Walk and Roll												
Acq Dt. 6/9/2021	Est. Life	8	Status	<b>Active</b>	37,160.00	37,160.00	.00	.00	655.00	4,645.00	32,515.00	-5,300.00
3219 Walk N Roll WR90-36R												
Acq Dt. 4/13/2022	Est. Life	8	Status	<b>Active</b>	16,279.00	16,279.00	.00	280.00	7,173.55	2,984.48	13,294.52	-9,878.03
3221 RAPID ROUTER												
Acq Dt. 2/15/2023	Est. Life	5	Status	<b>New</b>	60,880.00	60,880.00	.00	14,224.50	3,032.37	7,610.00	53,270.00	3,582.13
3223 Cimline M1 Meller												
Acq Dt. 12/12/2022	Est. Life	8	Status	<b>Active</b>	19,900.00	18,034.37	.00	3,670.00	434.59	2,487.50	15,546.87	747.91
3227 WRT Pneumatic Tired Roller												
Acq Dt. 4/13/2022	Est. Life	8	Status	<b>Active</b>	7,796.00	7,146.33	.00	.00	1,304.33	974.50	6,171.83	-2,278.83
3228 Cat Snow Blower to use on 3210												
Acq Dt. 5/3/2022	Est. Life	8	Status	<b>Active</b>	5,912.50	5,419.79	.00	.00	34.20	739.06	4,680.73	-773.26
3229 Cat Push Blade to Use with 3210												
Acq Dt. 5/3/2022	Est. Life	8	Status	<b>Active</b>	1,226.25	.00	.00	.00	.00	.00	.00	.00
3605 PNEUMATIC ROLLER												
Acq Dt. 1/1/1960	Est. Life	8	Status	<b>Active</b>	9,585.00	.00	.00	.00	.00	.00	.00	.00
3611 KOLMAN CONVEYOR												
Acq Dt. 8/8/2006	Est. Life	5	Status	<b>Active</b>	50.80	.00	.00	.00	.00	.00	.00	.00
3742 H.M. WATER CARRIER												
Acq Dt. 1/1/1974	Est. Life	10	Status	<b>Active</b>	10.50	.00	.00	.00	.00	.00	.00	.00
3821 TAR TRAILER												
Acq Dt. 1/1/1982	Est. Life	8	Status	<b>Active</b>	14,930.00	.00	.00	70.00	709.42	.00	.00	-639.42
3857 SWIFT STACKING CONVEYOR												
Acq Dt. 1/1/1985	Est. Life	5	Status	<b>Active</b>	4,215.00	.00	.00	14,700.00	573.12	.00	.00	14,126.88
3865 TAR KETTLE (TUBE TIRED)												
Acq Dt. 1/1/1986	Est. Life	8	Status	<b>Active</b>	2,135.00	.00	.00	.00	.00	.00	.00	.00
3868 20 FT. BELT CONVEYOR												
Acq Dt. 1/1/1986	Est. Life	5	Status	<b>Active</b>	74,314.00	.00	.00	2,750.00	3,286.12	.00	.00	-536.12
3914 1992 GMC TRUCK (W/DISTRIBUTOR)												
Acq Dt. 4/22/1991	Est. Life	8	Status	<b>Active</b>	5,208.75	.00	.00	.00	.00	.00	.00	.00
3955 SHOULDER RECLAIMER												
Acq Dt. 11/13/1995	Est. Life	10	Status	<b>Active</b>								

**Redwood County Highway Department  
Accounts Payable  
For the Year Ended December 31, 2023**

3992	ROSCOE ROAD SWEEPER	Est. Life	10	Status	29,551.62	.00	.00	3,045.00	2,310.09	.00	.00	734.91
Acq Dt.	6/4/1999				<b>Active</b>							
5206	Schulte Mower	Est. Life	4	Status	41,553.08	17,313.78	.00	6,519.00	5,808.26	10,388.27	6,925.51	-9,677.53
Acq Dt.	9/21/2020				<b>Active</b>							
5207	JD Lorenz Snowblower	Est. Life	4	Status	10,500.00	5,468.75	.00	420.00	1,753.08	2,625.00	2,843.75	-3,958.08
Acq Dt.	2/1/2021				<b>Active</b>							
8012	HOMEMADE TACK TANK	Est. Life	8	Status	400.00	.00	.00	.00	.00	.00	.00	.00
Acq Dt.	2/12/2001				<b>Active</b>							
8034	USED TRENCHER	Est. Life	10	Status	400.00	.00	.00	.00	.00	.00	.00	.00
Acq Dt.	6/10/2003				<b>Active</b>							
8044	ASPHALT CORING MACHING	Est. Life	10	Status	5,298.00	.00	.00	25.00	309.73	.00	.00	-284.73
Acq Dt.	5/1/2004				<b>Active</b>							
8185	2018 Polaris ATV	Est. Life	10	Status	68,132.00	68,132.00	.00	.00	1,919.74	2,271.07	65,860.93	-4,190.81
Acq Dt.	8/22/2018				<b>Active</b>							
8235	M20 SCRUBBER/SWEEPER	Est. Life	10	Status	398.00	.00	.00	.00	.00	.00	.00	.00
Acq Dt.	9/15/2023				<b>New</b>							
8632	HOMELITE PUMP	Est. Life	6	Status	1,359.76	.00	.00	330.00	313.71	.00	.00	16.29
Acq Dt.	1/1/1963				<b>Active</b>							
8723	CHAIN SAWS	Est. Life	5	Status	269.00	.00	.00	.00	.00	.00	.00	.00
Acq Dt.	1/1/1972				<b>Active</b>							
8781	HOMELITE WATER PUMP	Est. Life	6	Status	9,670.00	.00	.00	2,845.00	889.88	.00	.00	1,955.12
Acq Dt.	1/1/1978				<b>Active</b>							
8886	SULLAIR 185DPQ AIR COMPRESSOR	Est. Life	7	Status	9,968.40	.00	.00	.00	.00	.00	.00	.00
Acq Dt.	12/6/1988				<b>Active</b>							
8932	DIESEL ENGINE GENERATOR	Est. Life	7	Status	1,890.38	.00	.00	.00	.00	.00	.00	.00
Acq Dt.	7/6/1993				<b>Active</b>							
8934	WACKER	Est. Life	10	Status	716.69	.00	.00	.00	.00	.00	.00	.00
Acq Dt.	8/18/1993				<b>Active</b>							
8943	DISK	Est. Life	5	Status	1,109,609.16	463,004.66	.00	120,649.25	64,758.19	77,971.16	385,033.50	-22,080.10
Acq Dt.	1/1/1994				<b>Active</b>							
	<b>SubTotal</b>											
	<b>PICKUP</b>											
1005	1-TON FORD F350 TRUCK	Est. Life	5	Status	21,629.20	.00	.00	3,807.00	1,625.81	.00	.00	2,181.19
Acq Dt.	4/11/2000				<b>Active</b>							
1035	2003 FORD F-150 SUP CAB TRUCK	Est. Life	5	Status	25,239.00	.00	.00	10,057.50	4,858.89	.00	.00	5,198.61
Acq Dt.	8/15/2003				<b>Active</b>							
1045	CHEV. 3/4 TON PICKUP	Est. Life	5	Status	40,383.20	.00	.00	14,029.50	4,679.15	.00	.00	9,350.35
Acq Dt.	7/15/2004				<b>Active</b>							
1046	FORD PICKUP	Est. Life	5	Status	26,072.43	.00	.00	7,290.00	4,262.78	.00	.00	3,027.22
Acq Dt.	6/30/2004				<b>Active</b>							
1047	2004 FORD PICKUP	Est. Life	5	Status	26,072.43	.00	.00	6,959.25	4,536.50	.00	.00	2,422.75
Acq Dt.	6/30/2004				<b>Active</b>							

**Redwood County Highway Department  
Accounts Payable  
For the Year Ended December 31, 2023**

1059	2005 CHEVROLET PICKUP	Est. Life	5	Status	26,554.78	.00	.00	11,414.25	2,408.23	.00	.00	9,006.02
Acq Dt.	6/27/2005				<b>Active</b>							
1077	2007 FORD PICKUP	Est. Life	5	Status	26,329.25	.00	.00	29,126.25	10,952.66	.00	.00	18,173.59
Acq Dt.	10/15/2007				<b>Active</b>							
1078	2007 FORD PICKUP	Est. Life	5	Status	26,673.75	.00	.00	5,454.00	2,242.28	.00	.00	3,211.72
Acq Dt.	10/15/2007				<b>Active</b>							
1164	GMC PICKUP 1026	Est. Life	5	Status	30,255.61	.00	.00	1,566.00	3,520.42	.00	.00	-1,954.42
Acq Dt.	5/18/2016				<b>Active</b>							
1172	2017 Ford F550 Shop Service Truck	Est. Life	5	Status	124,097.82	.00	.00	7,938.00	10,973.05	.00	.00	-3,035.05
Acq Dt.	2/23/2017				<b>Active</b>							
1193	2020 Chev Silverado LT	Est. Life	5	Status	37,338.09	13,690.63	.00	6,898.50	7,687.14	7,467.62	6,223.01	-8,256.26
Acq Dt.	11/25/2019				<b>Active</b>							
1194	2020 Chev Silverado	Est. Life	5	Status	33,573.31	12,310.22	.00	5,521.50	15,309.57	6,714.66	5,595.56	-16,502.73
Acq Dt.	11/25/2019				<b>Active</b>							
1195	2020 Chev Silverado	Est. Life	5	Status	33,563.31	12,865.94	.00	42,133.50	14,135.58	6,712.66	6,153.28	21,285.26
Acq Dt.	12/18/2019				<b>Active</b>							
1209	2003 FORD TRUCK F-250	Est. Life	5	Status	24,374.00	.00	.00	16,240.50	7,942.05	.00	.00	8,298.45
Acq Dt.	12/19/2002				<b>Active</b>							
1210	2003 FORD TRUCK F-250	Est. Life	5	Status	24,341.00	.00	.00	.00	341.01	.00	.00	-341.01
Acq Dt.	12/20/2002				<b>Sold</b>							
1211	2003 FORD F-250 PICKUP	Est. Life	5	Status	24,334.00	.00	.00	2,416.50	2,377.36	.00	.00	39.14
Acq Dt.	12/24/2002				<b>Active</b>							
1212	2003 FORD TRUCK F-250	Est. Life	5	Status	24,341.00	.00	.00	4,185.00	5,439.10	.00	.00	-1,254.10
Acq Dt.	12/31/2002				<b>Active</b>							
1213	2003 FORD TRUCK F-150	Est. Life	5	Status	24,308.00	.00	.00	6,858.00	2,667.99	.00	.00	4,190.01
Acq Dt.	12/31/2002				<b>Sold</b>							
1220	Red Pickup Loaner from Env Dept	Est. Life	5	Status	.00	.00	.00	283.50	484.98	.00	.00	-201.48
Acq Dt.	5/24/2022				<b>Active</b>							
1221	2023 Chev Silverado 3500 Pickup	Est. Life	5	Status	52,559.27	49,931.31	.00	15,113.25	9,145.24	10,511.85	39,419.46	-4,543.84
Acq Dt.	10/20/2022				<b>Active</b>							
1222	2023 Chev Silverado 3500	Est. Life	5	Status	52,559.27	49,931.31	.00	19,062.00	9,214.40	10,511.85	39,419.46	-664.25
Acq Dt.	10/20/2022				<b>Active</b>							
1223	2023 Chev Silverado 3500	Est. Life	5	Status	52,559.27	49,931.31	.00	9,882.00	9,849.96	10,511.85	39,419.46	-10,479.81
Acq Dt.	10/20/2022				<b>Active</b>							
1231	2023 Chevrolet Silverado 1500	Est. Life	5	Status	54,709.26	54,709.26	.00	15,174.00	19,342.59	10,030.03	44,679.23	-14,198.62
Acq Dt.	2/17/2023				<b>New</b>							
1237	2024 Chevrolet Silverado 1500	Est. Life	5	Status	60,295.34	60,295.34	.00	.00	2,839.91	1,004.92	59,290.42	-3,844.83
Acq Dt.	12/6/2023				<b>New</b>							
1510	2005 CHEV. PICKUP	Est. Life	5	Status	26,554.79	.00	.00	6,858.00	1,592.26	.00	.00	5,265.74
Acq Dt.	6/27/2005				<b>Active</b>							
	<b>SubTotal</b>					303,665.32	.00	248,268.00	158,428.91	63,465.44	240,199.88	26,373.65



**Redwood County Highway Department  
Accounts Payable  
For the Year Ended December 31, 2023**

Acq Dt.	Est. Life	Status	Active	02/11/2021									
<b>TANDEM</b>													
2016 INTERNATIONAL TRUCK			94,173.00	.00	.00	7,025.00	11,034.08	.00	.00	.00	-4,009.08		
Acq Dt. 12/27/2001	Est. Life	8	<b>Active</b>										
2022 INTERNATIONAL TRUCK			107,207.00	.00	.00	.00	.00	.00	.00	.00	.00	.00	.00
Acq Dt. 2/11/2002	Est. Life	8	<b>Sold</b>										
2027 2002 INTERNATIONAL Water Truck	Est. Life	8	39,567.00	.00	.00	25,020.00	5,741.49	.00	.00	.00	19,278.51		
Acq Dt. 6/19/2002	Est. Life	8	<b>Active</b>										
2054 2005 INTERNATIONAL TRUCK	Est. Life	8	116,610.79	.00	.00	42,610.00	17,454.97	.00	.00	.00	25,155.03		
Acq Dt. 8/16/2005	Est. Life	8	<b>Active</b>										
2093 2010 INTERNATIONAL TRUCK	Est. Life	8	156,162.39	.00	.00	74,162.50	52,864.68	.00	.00	.00	21,297.82		
Acq Dt. 10/20/2009	Est. Life	8	<b>Active</b>										
2143 INTERNATIONAL TRUCK	Est. Life	8	197,177.00	.00	.00	58,017.50	52,325.93	.00	.00	.00	5,691.57		
Acq Dt. 12/4/2014	Est. Life	8	<b>Active</b>										
2151 2016 INTERNATIONAL TRUCKS	Est. Life	8	173,837.52	9,053.81	.00	88,438.75	56,468.19	.00	.00	9,053.81	22,916.75		
Acq Dt. 6/10/2015	Est. Life	8	<b>Active</b>										
2152 2016 INTERNATIONAL 7600 TRUCK	Est. Life	8	186,299.97	9,703.55	.00	83,483.75	36,163.29	.00	.00	9,703.55	37,616.91		
Acq Dt. 6/10/2015	Est. Life	8	<b>Active</b>										
2161 INTERNATIONAL TRUCK	Est. Life	8	184,601.97	30,766.77	.00	75,747.50	48,611.65	.00	.00	23,075.28	4,060.57		
Acq Dt. 5/6/2016	Est. Life	8	<b>Active</b>										
2162 INTERNATIONAL TRUCK	Est. Life	8	189,560.75	33,568.14	.00	82,365.00	85,309.92	.00	.00	23,695.08	-26,640.00		
Acq Dt. 5/31/2016	Est. Life	8	<b>Active</b>										
2181 Western Star Truck	Est. Life	8	243,040.31	118,988.48	.00	85,836.25	41,870.19	.00	.00	30,380.04	13,586.02		
Acq Dt. 12/31/2018	Est. Life	8	<b>Active</b>										
2182 Western Star Truck	Est. Life	8	236,494.31	115,783.67	.00	99,792.50	60,479.07	.00	.00	86,221.88	9,751.64		
Acq Dt. 12/31/2018	Est. Life	8	<b>Active</b>										
2201 2021 Western Star Truck	Est. Life	8	252,876.36	184,389.00	.00	121,860.00	59,415.25	.00	.00	31,609.55	30,835.20		
Acq Dt. 11/2/2020	Est. Life	8	<b>Active</b>										
2202 2021 Western Star Truck	Est. Life	8	252,876.36	184,389.00	.00	122,750.00	54,034.51	.00	.00	152,779.45	37,105.94		
Acq Dt. 11/24/2020	Est. Life	8	<b>Active</b>										
2218 2023 WESTERN STAR TRUCK	Est. Life	8	282,343.07	282,343.07	.00	3,630.00	27,935.14	.00	.00	20,587.52	-44,892.66		
Acq Dt. 6/21/2023	Est. Life	8	<b>New</b>										
<b>SubTotal</b>			2,712,827.80	968,985.49	.00	970,738.75	609,708.36	.00	.00	209,276.17	151,754.22		

**Redwood County Highway Department  
Accounts Payable  
For the Year Ended December 31, 2023**

Acq Dt.	Description	Est. Life	Status	40,506.00	.00	.00	576.00	5,774.26	.00	.00	-5,198.26
3114	CATERPILLAR SKID STEER LOADER	Est. Life	10	Active	.00	.00	576.00	5,774.26	.00	.00	-5,198.26
3154	BOBCAT TRACK LOADER	Est. Life	10	Active	20,662.06	.00	41,752.00	13,523.27	7,292.64	13,369.42	20,936.09
3210	Cat 259D3 Skid Loader	Est. Life	10	Active	55,501.79	.00	43,680.00	16,198.33	6,224.50	49,277.29	21,257.17
5015	JOHN DEERE TRACTOR/MOWER	Est. Life	10	Active	73,271.10	.00	10,896.00	13,485.64	.00	.00	-2,589.64
5091	NEW HOLLAND TRACTOR	Est. Life	10	Active	65,464.35	.00	15,576.00	10,864.90	.00	.00	4,711.10
5101	EVERRIDE MOWER	Est. Life	10	Active	10,686.00	.00	4,823.00	743.70	.00	.00	4,079.30
5104	NEW HOLLAND TRACTOR	Est. Life	7	Active	61,988.00	.00	17,600.00	11,464.19	.00	.00	6,135.81
5184	New Holland Disc Mower	Est. Life	10	Active	4,700.00	.00	318.00	7,537.75	.00	.00	-7,219.75
5205	John Deere Tractor/Loader	Est. Life	4	Active	169,006.99	.00	36,824.00	15,343.19	16,900.70	112,671.32	4,580.11
5217	NH Powerstar 75 Tractor w/Loader	Est. Life	10	Active	28,750.00	.00	4,000.00	5,322.30	2,875.00	22,041.67	-4,197.30
5739	JD TRACTOR W/LOADER	Est. Life	10	Active	10,661.00	.00	616.00	1,056.94	.00	.00	-440.94
Acq Dt.	1/1/1973	Est. Life	10	Active	600,204.42	.00	176,661.00	101,314.47	33,292.84	197,359.70	42,053.69
	<b>SubTotal</b>										

**Redwood County Highway Department  
Accounts Payable  
For the Year Ended December 31, 2023**

TRAILER	Acq Dt.	Description	Est. Life	Status	Active	03/22/2024	00	32.00	85.87	.00	.00	.00	-53.87
8004	MISC.	2-WHEEL TRAILER			180.00		.00						
	Acq Dt.	3/1/2000	5	Active	.00		.00	88.00	7.92	.00	.00	.00	80.08
8025		TOOL TRAILER - HOMEMADE			3,595.00		.00	1,260.00	2,348.49	.00	.00	.00	-1,088.49
	Acq Dt.	1/24/2002	5	Active	960.00		.00	575.00	.00	.00	.00	.00	575.00
8033		SKID STEER TRAILER - HOMEMADE			1,168.45		.00	20.00	244.64	.00	.00	.00	-224.64
	Acq Dt.	3/1/2003	5	Active	33,242.72		.00	2,805.50	792.81	3,324.24	8,033.90		-1,311.55
8058		HOMEMADE MOWER TRAILER			45,383.44		.00	310.00	4,384.90	1,134.59	44,248.85		-5,209.49
	Acq Dt.	5/31/2005	10	Active	28,753.50		.00	14,490.00	1,329.11	2,635.74	26,117.76		10,525.15
8068		ATV TRAILER			1,118.00		.00	.00	69.89	.00	.00	.00	-69.89
	Acq Dt.	4/20/2006	10	Active	45.50		.00	.00	.00	.00	.00	.00	.00
8163		Felling Trailer			192.84		.00	.00	.00	.00	.00	.00	.00
	Acq Dt.	6/14/2016	10	Active	.00		.00	.00	.00	.00	.00	.00	.00
8226		2024 FELLING TRAILER			1,795.93		.00	24.00	32.56	.00	.00	.00	-8.56
	Acq Dt.	10/4/2023	10	New	.00		.00	69.00	.00	.00	.00	.00	69.00
8233		2023 MIDSOTA TRAILER			182.50		.00	475.00	3,102.34	.00	.00	.00	-2,627.34
	Acq Dt.	2/15/2023	10	New	13,715.00		.00	16.00	.00	.00	.00	.00	16.00
8612		ROUTER TRAILER			645.00		.00	6,580.00	922.93	.00	.00	.00	5,657.07
	Acq Dt.	11/30/2006	10	Active	2,315.00		.00	26,744.50	13,321.46	7,094.57	78,400.51		6,328.47
8792		ASPHALT BOX TRAILER			133,292.88		.00	2,135,991.50	1,314,863.69	569,031.25	3,005,796.67		252,096.56
	Acq Dt.	1/1/1979	8	Active	85,495.08		.00	.00	.00	.00	.00	.00	.00
8873		CULVERT TRAILER			8,554,290.78		.00	3,574,827.92					
	Acq Dt.	1/1/1987	8	Active	.00		.00	.00	.00	.00	.00	.00	.00
8875		CULVERT TRAILER			1,795.93		.00	.00	.00	.00	.00	.00	.00
	Acq Dt.	1/1/1987	8	Active	.00		.00	.00	.00	.00	.00	.00	.00
8891		HOMEMADE CEMENT TRAILER			.00		.00	.00	.00	.00	.00	.00	.00
	Acq Dt.	2/15/1989	7	Active	.00		.00	.00	.00	.00	.00	.00	.00
8923		TILT BED UTILITY TRAILER			182.50		.00	69.00	.00	.00	.00	.00	.00
	Acq Dt.	2/13/1992	5	Active	13,715.00		.00	475.00	3,102.34	.00	.00	.00	-2,627.34
8946		MOWER TRAILER			645.00		.00	16.00	.00	.00	.00	.00	16.00
	Acq Dt.	5/1/1994	5	Active	2,315.00		.00	6,580.00	922.93	.00	.00	.00	5,657.07
8947		FLAT BED TRAILER			85,495.08		.00	26,744.50	13,321.46	7,094.57	78,400.51		6,328.47
	Acq Dt.	7/13/1994	5	Sold	133,292.88		.00	2,135,991.50	1,314,863.69	569,031.25	3,005,796.67		252,096.56
8952		PAINT TRAILER - HOMEMADE			8,554,290.78		.00	3,574,827.92					
	Acq Dt.	2/2/1995	8	Active	2,315.00		.00	6,580.00	922.93	.00	.00	.00	5,657.07
8982		FISCHER TRAILER			133,292.88		.00	26,744.50	13,321.46	7,094.57	78,400.51		6,328.47
	Acq Dt.	6/20/1998	5	Active	8,554,290.78		.00	3,574,827.92					
		<b>SubTotal</b>											
		<b>FINAL TOTAL</b>	153										



**Redwood County, Minnesota  
LAND AND BUILDINGS  
Year Ended December 31, 2023**

<u>LAND AND BUILDINGS</u>	<u>Year Purch.</u>	<u>Original Cost</u>	<u>Est Life Years</u>	<u>Accumulated Value</u>		<u>Land Acquisition</u>	<u>Type of Betterment</u>	<u>Accumulated Value Dec. 31st</u>
				<u>Jan. 1st</u>	<u>During Year</u>			
Lucan	2001		40	82,987.68	0.00	0.00		82,987.68
Clements Addition	1939	2,500.00	40	30,077.49	0.00	0.00		30,077.49
New Shop	2009-2010	92,599.67 49,487.36		142,087.03	0.00	0.00		142,087.03
Morgan	1939	9,080.00	40	43,038.33	0.00	0.00		43,038.33
Wabasso (New)	1950	20,382.00	40	75,308.88	0.00	0.00		75,308.88
Walnut Grove	2004	72,119.90	40	72,119.90	0.00	0.00		72,119.90
Lamberton (New)	1974	20,615.00	40	51,945.50	0.00	0.00		51,945.50
Milroy Addition	1949 1988	15,590.00 29,677.00	40	68,571.37 47,391.13	0.00	0.00		68,571.37 47,391.13
Land Purchase		3,523.10	40	3,523.10	0.00	0.00		3,523.10
Redwood Falls Shop/Office (Titan) Sign	2018 2019	1,874,541.00 23,025.00	40	2,277,340.40 23,025.00	0.00	0.00		2,277,340.40 23,025.00
Fuel Tank Station	2019	65,525.76		73,100.48	0.00	0.00		73,100.48
Salt Shed	2020	54,100.00		280,030.61	0.00	0.00		280,030.61
Test Lab	2021	25,765.43		25,765.43	0.00	0.00		25,765.43
		\$2,374,531.22		\$3,296,312.33	\$0.00	\$0.00		\$3,296,312.33

**Redwood County Highway Department  
Statement of Revenues and Expenditures  
For the Year Ended December 31, 2023**

Revenues	Cash Receipts	Prior Year Receivable	Current Year Receivable	Transfers/ Adjustments	Modified Accrual Balance
<b>Taxes</b>					
Property Taxes - Current	\$ 2,568,827.32	\$ -	\$ -	\$ -	\$ 2,568,827.32
Property Taxes - Delinquent	4,727.62	-	-	-	4,727.62
Mobile Home Taxes - Current	277.46	-	-	-	277.46
Wheelage Tax	355,610.51	-	-	-	355,610.51
Local Sales Tax	1,260,818.62	-	-	(17,210.39)	1,243,608.23
Severed Mineral Taxes	7.84	-	-	-	7.84
<b>Total Taxes</b>	<b>4,190,269.37</b>	<b>-</b>	<b>-</b>	<b>(17,210.39)</b>	<b>4,173,058.98</b>
<b>Intergovernmental Revenue</b>					
Disparity Reduction Aid	\$ 7,780.20	\$ -	\$ -	\$ -	\$ 7,780.20
Market Value Credit	69,858.67	-	-	-	69,858.67
State Aid Maintenance Bond Interest	225,275.00	-	-	-	225,275.00
State Aid Bond - Principal	205,000.00	-	-	-	205,000.00
GO Bond - Principle	10,063,401.76	-	-	(10,063,401.76)	-
State Aid - Regular Maintenance	2,053,537.70	215,260.70	204,253.00	0.00	2,042,530.00
State Aid - Regular Construction	5,642,652.97	96,065.16	717,516.92	(4,161,190.53)	2,102,914.20
State Aid - Municipal Maintenance	154,154.33	10,276.33	117,622.19	0.00	261,500.19
State Aid - Municipal Construction	460,503.94	28,680.94	24,012.14	64,199.61	520,034.75
Federal Funds - DCP Projects	333,803.09	-	-	-	333,803.09
Town Bridge	2,521,302.65	1,097,971.42	183,565.38	1,612,241.14	3,219,137.75
Bridge Bonding	982,830.61	-	62,500.00	-	1,045,330.61
Other Grants	-	-	-	-	-
Disaster Grant - State	126,455.54	-	-	-	126,455.54
Disaster Grant - Federal	22,727.00	-	-	-	22,727.00
Local Participation-Construction	388,558.51	-	-	-	388,558.51
<b>Total Intergovernmental Revenue</b>	<b>\$ 23,257,841.97</b>	<b>\$ 1,448,254.55</b>	<b>\$ 1,309,469.63</b>	<b>\$ (12,548,151.54)</b>	<b>\$ 10,570,905.51</b>
<b>Fees for Services and Materials</b>					
Townships	\$ -	\$ 124.69	\$ 2,887.27	\$ -	\$ 2,762.58
Municipalities	-	1,511.62	-	-	(1,511.62)
Other Gov't Units	12,089.00	462.53	284.84	-	11,911.31
Other County Funds	-	6,753.13	6,119.13	-	(634.00)
Individuals (Accounts Receivable)	-	4,046.33	4,031.25	-	(15.08)
<b>Total Fees for Services and Materials</b>	<b>\$ 12,089.00</b>	<b>\$ 12,898.30</b>	<b>\$ 13,322.49</b>	<b>\$ -</b>	<b>\$ 12,513.19</b>
<b>Miscellaneous Revenue</b>					
Interest on Investments	22,524.11	\$ -	\$ -	\$ -	\$ 22,524.11
Sale of Materials	156,687.17	-	-	-	156,687.17
Permits - Overweight	24,800.00	-	-	-	24,800.00
Sale of Assets	3,092.25	-	-	-	3,092.25
Misc Revenue	5,356.00	-	-	-	5,356.00
Rental Revenue	-	-	-	-	-
<b>Total Fees for Services and Materials</b>	<b>\$ 212,459.53</b>	<b>\$ -</b>	<b>\$ -</b>	<b>\$ -</b>	<b>\$ 212,459.53</b>
<b>Other Financing Services</b>					
Refunds and Reimbursements	\$ 9,844.96	\$ -	\$ -	\$ -	\$ 9,844.96
Insurance Claims Collected	7,731.61	-	-	-	7,731.61
CRRSAA Funds for Motor Grader	-	-	-	-	-
MNDOT Detour Agreement	-	-	-	-	-
Jury Duty Reimbursement	-	-	-	-	-
Transfers in (Other County Funds)	-	-	-	-	-
<b>Total Other Financing Services</b>	<b>\$ 17,576.57</b>	<b>\$ -</b>	<b>\$ -</b>	<b>\$ -</b>	<b>\$ 17,576.57</b>
<b>Non-Revenue</b>					
Town Road Allotment	642,735.00	-	-	-	642,735.00
<b>Total Revenues</b>	<b>\$ 28,332,971.44</b>	<b>\$ 1,461,152.85</b>	<b>\$ 1,322,792.12</b>	<b>\$ (12,565,361.93)</b>	<b>\$ 15,629,248.78</b>

**Redwood County Highway Department  
Statement of Revenues and Expenditures  
For the Year Ended December 31, 2023**

Expenditures	Cash Disbursements	Prior Year Payable	Current Year Payable	Transfers/ Adjustments	Modified Accrual Balance
<b>Administration - 301</b>					
Personal Services	\$ 442,809.16	\$ 365,523.92	\$ 334,652.63	\$ -	\$ 411,937.87
Other Services and Charges	167,820.72	-	-	(17,210.39)	150,610.33
Supplies	5,582.64	\$ 97,671.62	133,808.25	-	41,719.27
Capital Outlay	(10,822.63)	-	-	-	(10,822.63)
<b>Total Administration</b>	<b>\$ 605,389.89</b>	<b>\$ 463,195.54</b>	<b>\$ 468,460.88</b>	<b>\$ (17,210.39)</b>	<b>\$ 593,444.84</b>
<b>Engineering and Construction - 320</b>					
Personal Services	\$ 286,053.55	\$ -	\$ -	\$ -	\$ 286,053.55
Other Services and Charges	611,473.78	-	-	-	611,473.78
Supplies	46,835.24	-	-	-	46,835.24
Contract Payments	14,977,788.54	\$ 869,677.99	1,216,095.38	-	15,324,205.93
Right of Way	3,919.35	-	-	-	3,919.35
Capital Outlay	-	-	-	-	-
Interest Payments 2021A Bonds	489,989.25	-	-	-	489,989.25
<b>Total Engineering and Construction</b>	<b>\$ 16,416,059.71</b>	<b>\$ 869,677.99</b>	<b>\$ 1,216,095.38</b>	<b>\$ -</b>	<b>\$ 16,762,477.10</b>
<b>Highway Maintenance - 310</b>					
Personal Services	\$ 1,556,753.20	\$ -	\$ -	\$ -	\$ 1,556,753.20
Other Services and Charges	132,554.66	-	-	-	132,554.66
Supplies	1,145,880.14	-	-	-	1,145,880.14
Maintenance Contracts	-	-	-	-	-
Capital Outlay	151,061.50	-	-	-	151,061.50
<b>Total Highway Maintenance</b>	<b>\$ 2,986,249.50</b>	<b>\$ -</b>	<b>\$ -</b>	<b>\$ -</b>	<b>\$ 2,986,249.50</b>
<b>Equipment and Shop - 330</b>					
Personal Services	\$ 195,616.24	\$ -	\$ -	\$ -	\$ 195,616.24
Other Services and Charges	153,858.91	-	-	-	153,858.91
Supplies	764,732.41	-	-	-	764,732.41
Capital Outlay	-	-	-	-	-
<b>Total Equipment and Shop</b>	<b>\$ 1,114,207.56</b>	<b>\$ -</b>	<b>\$ -</b>	<b>\$ -</b>	<b>\$ 1,114,207.56</b>
<b>Accounts Receivable - 340</b>					
Personal Services	\$ -	\$ -	\$ -	\$ -	\$ -
Other Services and Charges	-	-	-	-	-
Supplies	21,405.63	-	-	-	21,405.63
<b>Total Accounts Receivable</b>	<b>\$ 21,405.63</b>	<b>\$ -</b>	<b>\$ -</b>	<b>\$ -</b>	<b>\$ 21,405.63</b>
<b>Non-expenditures</b>					
Town Road Allotment	642,735.00	-	-	-	642,735.00
<b>Total Non-expenditures</b>	<b>\$ 642,735.00</b>	<b>\$ -</b>	<b>\$ -</b>	<b>\$ -</b>	<b>\$ 642,735.00</b>
<b>Total Expenditures</b>	<b>\$ 21,786,047.29</b>	<b>\$ 1,332,873.53</b>	<b>\$ 1,684,556.26</b>	<b>\$ (17,210.39)</b>	<b>\$ 22,120,519.63</b>

**Redwood County Highway Department  
Statement  
of Revenues and Expenditures  
For the Year Ended December 31, 2023**

**Year-End Cash Reconciliation**

Beginning Cash 01-01-2023	\$ 3,870,881.61
Fund Investments (Change)	\$ (1,198,702.00)
Plus Receipts	28,332,971.44
Minus Disbursements	21,786,047.29
<b>Ending Cash 12-31-2023</b>	<b><u>\$ 11,616,507.76</u></b>

**Year-End Fund Balance Reconciliation**

Beginning Fund Balance 01-01-2023	(2,339,724.08)
Plus Revenues	15,629,248.78
Minus Expenditures	22,120,519.63
Change in Inventory Reserve	-
Adjustments	-
<b>Ending Fund Balance 12-31-2023</b>	<b><u>\$ (8,830,994.93)</u></b>

**Redwood County Highway Department  
Summary of Road Program Maintenance Costs  
For the Year Ended December 31, 2023**

Account	Description	Program 10 Through 19	Cost/Mile	Program 20 Through 29	Cost/Mile	Program 30 Through 40	Cost/Mile
11-0000	<b>ROUTINE MAINTENANCE</b>	2,707,699.82	7,312.57	258,711.48	12,589.37	557,693.26	4,703.49
12-0000	<b>REPAIRS AND REPLACEMENTS</b>	360,044.45	972.36	3,028.34	147.36	223,787.62	1,887.39
13-0000	<b>BETTERMENTS</b>	136,424.45	368.44	2,985.51	145.28	1,295.64	10.93
14-0000	<b>SPECIAL WORK</b>	2,119.00	5.72	.00	.00	2,280.00	19.23
	<b>Allocated Expense</b>	3,206,287.72	8,659.09	264,725.33	12,882.01	785,056.52	6,621.04
	<b>Unallocated Expense</b>	123,457.09	333.42	6,858.72	333.76	41,152.36	347.07
	<b>Adjustment to Equalize Depreciation</b>	-181,509.52	-490.20	-10,083.86	-490.70	-60,503.17	-510.27
	<b>Total Expense</b>	3,148,235.29	8,502.31	261,500.19	12,725.07	765,705.71	6,457.84
	<b>Total No of</b>	370,2800		20,5500		118,5700	
	<b>Proration Percent</b>	72.000 %		4.000 %		24.000 %	

**Redwood County Highway Department  
Summary of Road Program Maintenance Costs  
For the Year Ended December 31, 2023**

Account	Description	Program 10 Through 19	Cost/Mile	Program 20 Through 29	Cost/Mile	Program 30 Through 40	Cost/Mile
<b>11-0000</b>	<b>ROUTINE MAINTENANCE</b>						
11-0100	SMOOTHING SURFACE	163,581.06	441.78	3,863.45	188.00	216,357.06	1,824.72
11-0200	MINOR SURFACE REPAIR	1,075,188.26	2,903.72	143,684.02	6,991.92	32,728.96	276.03
11-0300	CLEANING CULVERTS AND DITCHES	19,024.80	51.38	1,296.67	63.10	17,618.50	148.59
11-0400	BRUSH AND WEED CONTROL	250,564.17	676.69	10,627.49	517.15	51,750.25	436.45
11-0500	SNOW AND ICE REMOVAL	982,799.15	2,654.21	88,789.99	4,320.68	210,663.88	1,776.70
11-0600	TRAFFIC SERVICES (INCL. SIGNS)	214,582.39	579.51	10,253.43	498.95	28,574.61	240.99
11-0700	MISCELLANEOUS MAINT. COSTS	1,959.99	5.29	196.43	9.56	.00	.00
Total	11-0000	2,707,699.82	7,312.57	258,711.48	12,589.37	557,693.26	4,703.49
<b>12-0000</b>	<b>REPAIRS AND REPLACEMENTS</b>						
12-0100	RESHAPING	14,758.05	39.86	437.95	21.31	13,979.07	117.90
12-0200	RESURFACING	304,169.22	821.46	2,042.51	99.39	202,152.53	1,704.92
12-0300	CULVERTS, BRIDGES, GUARD RAILS	36,116.05	97.54	547.88	26.66	2,610.41	22.02
12-0400	WASHOUTS	4,897.78	13.23	.00	.00	5,045.61	42.55
12-0500	STORM CLEAN-UP& FROST BOIL REP	103.35	.28	.00	.00	.00	.00
Total	12-0000	360,044.45	972.36	3,028.34	147.36	223,787.62	1,887.39
<b>13-0000</b>	<b>BETTERMENTS</b>						
13-0100	NEW CULVERTS, RAILS, OR TILING	20,000.00	54.01	.00	.00	.00	.00
13-0200	CUTS AND FILLS	.00	.00	284.58	13.85	.00	.00
13-0400	BITUMINOUS TREATMENT	116,424.45	314.42	2,700.93	131.43	1,295.64	10.93
Total	13-0000	136,424.45	368.44	2,985.51	145.28	1,295.64	10.93
<b>14-0000</b>	<b>SPECIAL WORK</b>						
14-0100	DUST TREATMENTS	2,119.00	5.72	.00	.00	2,280.00	19.23
Total	14-0000	2,119.00	5.72	.00	.00	2,280.00	19.23
	Total Expense	3,206,287.72	8,659.09	264,725.33	12,882.01	785,056.52	6,621.04
	Total No of Miles	370.2800		20.5500		118.5700	

**Redwood County Highway Department  
Summary of Road Program Maintenance Costs  
For the Year Ended December 31, 2023**

Road	Surface	Length	11-0000 ROUTINE MAINTENANCE		12-0000 REPAIRS & REPLACEMENT		13-0000 BETTERMENTS		14-0000 SPECIAL WORK	Total Sum Of Road Cost	Cost Per Mile
			Road Cost	Road Cost	Road Cost	Road Cost	Road Cost				
Prg. 10 - 19	0001	BIT.	17.1	73,218.17	1,994.50	-4,833.81				70,378.86	4,115.73
Prg. 10 - 19	0002	BIT.	19.7	113,399.57	98,872.99	10,372.02				222,644.58	11,301.75
Prg. 10 - 19	0003	BIT.	2.5	24,044.39	15,879.37	7,699.48				47,623.24	19,049.30
Prg. 10 - 19	0004	BIT.	36	167,179.78	26,467.12					193,646.90	5,379.08
Prg. 10 - 19	0005	BIT.	17.3	76,835.50	5,129.52	-30,844.44				81,965.02	4,737.86
Prg. 10 - 19	0006	BIT.	30.3	172,650.60	1,093.69					142,899.85	4,716.16
Prg. 10 - 19	0007	BIT.	35	195,918.16	4,334.33	1,377.92				201,630.41	5,760.86
Prg. 10 - 19	0008	BIT.	17	337,795.73	685.00	26,461.52				364,942.25	21,467.19
Prg. 10 - 19	0009	BIT.	7	41,557.84	19.15					41,576.99	5,939.57
Prg. 10 - 19	0010	BIT.	20.5	505,444.47	21,712.03	28,649.18				555,805.68	27,112.47
Prg. 10 - 19	0011	BIT.	6.3	33,784.27	419.32					34,203.59	5,429.14
Prg. 10 - 19	0012	BIT.	7.3	34,005.03	2,107.41	4,656.08				40,768.52	5,584.73
Prg. 10 - 19	0012	GRAVEL	13.8	57,335.97	20,749.16		760.00			78,845.13	5,713.42
Prg. 10 - 19	0013	BIT.	17	72,776.08	2,527.48	52,392.98				127,696.54	7,511.56
Prg. 10 - 19	0015	BIT.	6.5	24,958.72						24,958.72	3,839.80
Prg. 10 - 19	0016	BIT.	11.61	41,968.18	4,675.51					46,643.69	4,017.54
Prg. 10 - 19	0017	BIT.	17.6	115,185.11	13,079.20	144.90				128,409.21	7,295.98
Prg. 10 - 19	0017	GRAVEL	12.7	72,242.69	18,031.79		380.00			90,654.48	7,138.15
Prg. 10 - 19	0018	BIT.	5	24,883.09						24,883.09	4,976.62
Prg. 10 - 19	0019	GRAVEL	9.7	49,931.96	14,262.04		599.00			64,793.00	6,679.69
Prg. 10 - 19	0020	BIT.	5.8	35,976.94	12,532.70	20,611.42				69,121.06	11,917.42
Prg. 10 - 19	0023	GRAVEL	3	18,350.24	21,987.02					40,337.26	13,445.75
Prg. 10 - 19	0024	BIT.	5	27,671.65	548.09	-21,764.41				6,455.33	1,291.07
Prg. 10 - 19	0025	BIT.	2.42	27,845.43						27,845.43	11,506.38
Prg. 10 - 19	0025	GRAVEL	3.5	18,406.43	12,274.62		380.00			31,061.05	8,874.59
Prg. 10 - 19	0026	GRAVEL	7	37,158.02	21,178.81					58,336.83	8,333.83
Prg. 10 - 19	0027	BIT.	1	3,934.61	3,276.48					7,211.09	7,211.09
Prg. 10 - 19	0029	GRAVEL	1.5	10,425.17	7,152.35	13,472.10				17,577.52	11,718.35
Prg. 10 - 19	0030	BIT.	9.7	88,203.81	865.30					102,541.21	10,571.26
Prg. 10 - 19	0030	GRAVEL	8.2	50,314.72	25,671.16					75,985.88	9,266.57
Prg. 10 - 19	0032	BIT.	1.7	22,587.86	528.83	8,462.68				31,579.37	18,576.10
Prg. 10 - 19	0041	GRAVEL	0.7	9,477.12	468.17					9,945.29	14,207.56
Prg. 10 - 19	0045	BIT.	1.7	8,892.09	71.02					8,963.11	5,272.42
Prg. 10 - 19	0046	BIT.	4.5	73,981.70	935.67	19,566.83				94,484.20	20,996.49
Prg. 10 - 19	0101	BIT.	4.35	38,196.04	514.62					38,710.66	8,899.00
Prg. 10 - 19	0133	BIT.	0.3	1,162.68						1,162.68	3,875.60
				<b>2,707,699.82</b>	<b>360,044.45</b>	<b>136,424.45</b>	<b>2,119.00</b>			<b>3,206,287.72</b>	

**Redwood County Highway Department  
Summary of Road Program Maintenance Costs  
For the Year Ended December 31, 2023**

Road	Surface	Length	11-0000 ROUTINE MAINTENANCE		12-0000 REPAIRS & REPLACEMENT		13-0000 BETTERMENTS		14-0000 SPECIAL WORK	Total Sum Of Road Cost	Cost Per Mile
			Road Cost	Road Cost	Road Cost	Road Cost	Road Cost				
Prg. 20 - 29	0001 BIT.	0.76	5,044.30							5,044.30	6,637.24
Prg. 20 - 29	0002 BIT.	0.8	8,432.43	716.82						9,149.25	11,436.56
Prg. 20 - 29	0003 BIT.	0.45	2,598.99							2,598.99	5,775.53
Prg. 20 - 29	0005 BIT.	1	3,541.27	213.05						3,754.32	3,754.32
Prg. 20 - 29	0006 BIT.	2.49	22,248.18	284.06	142.29					22,674.53	9,106.24
Prg. 20 - 29	0006 CONC.	0.04	18.11							18.11	452.75
Prg. 20 - 29	0007 BIT.	2.16	28,689.01	228.39						28,917.40	13,387.69
Prg. 20 - 29	0009 BIT.	2.02	7,268.30		142.29					7,410.59	3,668.61
Prg. 20 - 29	0010 BIT.	1.07	17,783.60	350.44						18,134.04	16,947.70
Prg. 20 - 29	0015 BIT.	1.9	8,957.07	263.82						9,220.89	4,853.10
Prg. 20 - 29	0016 BIT.	0.64	2,260.03							2,260.03	3,531.30
Prg. 20 - 29	0016 GRAVEL	0.13	74.81	762.20						837.01	6,438.54
Prg. 20 - 29	0017 BIT.	0.55	2,549.01							2,549.01	4,634.56
Prg. 20 - 29	0020 BIT.	0.24	1,752.50							1,752.50	7,302.08
Prg. 20 - 29	0025 BIT.	0	0.01							0.01	0.00
Prg. 20 - 29	0030 BIT.	0.82	56,280.26		2,700.93					58,981.19	71,928.28
Prg. 20 - 29	0032 BIT.	0.26	4,142.29							4,142.29	15,931.89
Prg. 20 - 29	0041 GRAVEL	0.89	309.84							309.84	348.13
Prg. 20 - 29	0102 BIT.	0.59	8,745.19							8,745.19	14,822.36
Prg. 20 - 29	0105 BIT.	0.29	3,725.53							3,725.53	12,846.66
Prg. 20 - 29	0106 BIT.	0.94	19,232.78							19,232.78	20,460.40
Prg. 20 - 29	0107 BIT.	0.21	1,388.39							1,388.39	6,611.38
Prg. 20 - 29	0109 BIT.	0.18	4,602.05							4,602.05	25,566.94
Prg. 20 - 29	0115 BIT.	0.57	13,427.18	209.56						13,636.74	23,924.11
Prg. 20 - 29	0115 CONC.	0.32	479.00							479.00	1,496.88
Prg. 20 - 29	0117 BIT.	0.08	373.78							373.78	4,672.25
Prg. 20 - 29	0127 BIT.	0.39	11,544.24							11,544.24	29,600.62
Prg. 20 - 29	0133 BIT.	0.76	23,243.33							23,243.33	30,583.33
			<b>258,711.48</b>	<b>3,028.34</b>	<b>2,985.51</b>	<b>0.00</b>				<b>264,725.33</b>	



**Redwood County Highway Department**  
**Summary of Road Program Maintenance Costs**  
**For the Year Ended December 31, 2023**

Road	Surface	Length	11-0000 ROUTINE MAINTENANCE		12-0000 REPAIRS & REPLACEMENT		13-0000 BETTERMENTS		14-0000 SPECIAL WORK	Total Sum Of Road Cost	Cost Per Mile
			Road Cost	Road Cost	Road Cost	Road Cost	Road Cost				
Prg. 30 - 40	0050 BIT.	0.09	1,116.08							1,116.08	12,400.89
Prg. 30 - 40	0050 GRAVEL	4.91	22,397.11	17,587.64			1,295.64		570.00	41,850.39	8,523.50
Prg. 30 - 40	0051 GRAVEL	5.5	25,049.47	813.03						25,862.50	4,702.27
Prg. 30 - 40	0052 GRAVEL	4	18,993.92							18,993.92	4,748.48
Prg. 30 - 40	0054 GRAVEL	2.5	10,615.00	13,851.43						24,466.43	9,786.57
Prg. 30 - 40	0055 GRAVEL	3.99	11,856.40	263.08						12,119.48	3,037.46
Prg. 30 - 40	0056 GRAVEL	2.5	12,317.83	1,041.81						13,359.64	5,343.86
Prg. 30 - 40	0057 GRAVEL	17	63,589.10	14,692.62						78,281.72	4,604.80
Prg. 30 - 40	0058 GRAVEL	1.88	10,861.60	589.34						11,450.94	6,090.93
Prg. 30 - 40	0059 GRAVEL	5.85	26,191.24	5,073.05						31,264.29	5,344.32
Prg. 30 - 40	0060 GRAVEL	7	31,193.32	51,094.42						82,287.74	11,755.39
Prg. 30 - 40	0061 GRAVEL	3	25,826.16	7,053.55						32,879.71	10,959.90
Prg. 30 - 40	0062 GRAVEL	4	1,456.79							1,456.79	364.20
Prg. 30 - 40	0063 GRAVEL	4.5	25,910.07	30,209.46						56,119.53	12,471.01
Prg. 30 - 40	0064 GRAVEL	4	20,601.03	9,437.31						30,038.34	7,509.59
Prg. 30 - 40	0065 GRAVEL	3	14,094.54	4,533.94						18,628.48	6,209.49
Prg. 30 - 40	0066 GRAVEL	13	56,011.48	17,330.54						73,342.02	5,641.69
Prg. 30 - 40	0067 GRAVEL	7	26,977.90	4,066.46						31,044.36	4,434.91
Prg. 30 - 40	0068 GRAVEL	3.5	12,389.48	22,804.22						35,193.70	10,055.34
Prg. 30 - 40	0070 GRAVEL	3.5	22,322.60	19,689.62						42,012.22	12,003.49
Prg. 30 - 40	0071 GRAVEL	2	11,138.83							11,138.83	5,569.42
Prg. 30 - 40	0074 GRAVEL	3	10,353.18	556.68				380.00		11,289.86	3,763.29
Prg. 30 - 40	0075 GRAVEL	4	31,119.14							31,119.14	7,779.79
Prg. 30 - 40	0076 GRAVEL	1	11,092.12	2,001.74					1,330.00	14,423.86	14,423.86
Prg. 30 - 40	0077 GRAVEL	0.5	6,587.16	322.23						6,909.39	13,818.78
Prg. 30 - 40	0078 BIT.	2.5	21,247.97							21,247.97	8,499.19
Prg. 30 - 40	0079 GRAVEL	0.5	3,912.60	560.37						4,472.97	8,945.94
Prg. 30 - 40	0080 BIT.	0.5	1,076.54							1,076.54	2,153.08
Prg. 30 - 40	0080 GRAVEL	1.5	9,675.31							9,675.31	6,450.21
Prg. 30 - 40	0081 GRAVEL	1.5	7,847.21	215.08						8,062.29	5,374.86
Prg. 30 - 40	0099 BIT.	0.84	3,872.08							3,872.08	4,609.62
			<b>557,693.26</b>	<b>223,787.62</b>			<b>1,295.64</b>		<b>2,280.00</b>	<b>785,056.52</b>	
			<b>3,524,104.56</b>	<b>586,860.41</b>			<b>140,705.60</b>		<b>4,399.00</b>	<b>4,256,069.57</b>	

## Redwood County Highway Department

### Summary of Construction Costs

For the Year Ended 12/31/2023

#### County State Aid Highway System - Regular Construction

Project	Contract Payments	Engineering	ROW	Utility Relocation	Force	Other Costs	Total Costs
SAP 064-030-018	\$1,324,498.08	\$17,988.93	\$0.00	\$0.00	\$151,914.01	\$6,069.95	\$1,500,470.97
SAP 064-030-019	\$0.00	\$2,450.10	\$0.00	\$0.00	\$63,065.53	\$789.68	\$66,305.31
SAP 064-594-003	\$835,342.19	\$376.66	\$0.00	\$0.00	\$0.00	\$935.57	\$836,654.42
SAP 064-601-017	\$410,204.31	\$33,702.47	\$0.00	\$0.00	\$0.00	\$474.05	\$444,380.83
SAP 064-601-018	\$0.00	\$1,012.87	\$0.00	\$0.00	\$0.00	\$437.28	\$1,450.15
SAP 064-602-025	\$0.00	\$69,764.48	\$0.00	\$0.00	\$0.00	\$5,672.45	\$75,436.93
SAP 064-602-026	\$388,161.43	\$51,796.58	\$0.00	\$0.00	\$0.00	\$64,705.76	\$504,663.77
SAP 064-603-008	\$277,076.49	\$3,995.43	\$0.00	\$0.00	\$0.00	\$42,718.68	\$323,790.60
SAP 064-604-058	\$942,017.95	\$13,983.67	\$0.00	\$0.00	\$0.00	\$66,531.87	\$1,022,533.49
SAP 064-605-034	\$20,455.82	\$84.41	\$0.00	\$0.00	\$0.00	\$93.83	\$20,634.06
SAP 064-605-035	\$300,353.78	\$3,693.54	\$0.00	\$0.00	\$0.00	\$33,378.94	\$337,426.26
SAP 064-607-048	\$36,524.06	\$2,100.25	\$0.00	\$0.00	\$0.00	\$1,943.37	\$40,567.68
SAP 064-607-049	\$0.00	\$1,677.17	\$0.00	\$0.00	\$0.00	\$407.46	\$2,084.63
SAP 064-607-050	\$0.00	\$23,611.81	\$0.00	\$0.00	\$0.00	\$9,902.51	\$33,514.32
SAP 064-607-051	\$0.00	\$3,442.13	\$0.00	\$0.00	\$0.00	\$1,486.08	\$4,928.21
SAP 064-607-052	\$515,493.58	\$10,544.89	\$0.00	\$0.00	\$0.00	\$25,303.26	\$551,341.73
SAP 064-608-029	\$56,331.31	\$577.04	\$0.00	\$0.00	\$0.00	\$1,527.17	\$58,435.52
SAP 064-608-030	\$0.00	\$3,385.01	\$0.00	\$0.00	\$0.00	\$1,657.87	\$5,042.88
SAP 064-608-031	\$0.00	\$13,573.74	\$0.00	\$0.00	\$0.00	\$5,860.18	\$19,433.92
SAP 064-610-032	\$0.00	\$59,607.06	\$0.00	\$0.00	\$0.00	\$816.79	\$60,423.85
SAP 064-610-033	\$0.00	\$7,017.89	\$0.00	\$0.00	\$0.00	\$3,029.83	\$10,047.72
SAP 064-610-034	\$0.00	\$3,361.40	\$0.00	\$0.00	\$0.00	\$1,329.73	\$4,691.13
SAP 064-610-035	\$295,834.70	\$2,182.32	\$0.00	\$0.00	\$0.00	\$10,121.60	\$308,138.62
SAP 064-612-016	\$870,314.67	\$10,320.99	\$0.00	\$0.00	\$0.00	\$39,151.01	\$919,786.67
SAP 064-613-016	\$3,663,159.95	\$64,354.23	\$0.00	\$0.00	\$0.00	\$20,915.05	\$3,748,429.23
SAP 064-613-017	\$640.00	\$760.03	\$0.00	\$0.00	\$0.00	\$38,819.42	\$40,219.45
SAP 064-616-018	\$0.00	\$360.00	\$0.00	\$0.00	\$0.00	\$0.00	\$360.00
SAP 064-616-019	\$1,034,655.61	\$17,728.06	\$0.00	\$0.00	\$0.00	\$70,756.20	\$1,123,139.87
SAP 064-645-007	\$0.00	\$36,345.86	\$0.00	\$0.00	\$0.00	\$837.28	\$37,183.14
SAP 064-645-008	\$199,176.39	\$991.85	\$0.00	\$0.00	\$0.00	\$9,883.45	\$210,051.69
SP 064-070-009	\$0.00	\$11,858.51	\$0.00	\$250.00	\$0.00	\$309.74	\$12,418.25
SP 064-070-010	\$0.00	\$4,885.95	\$0.00	\$250.00	\$0.00	\$824.74	\$5,960.69
SP 064-601-014	\$0.00	\$5,608.23	\$0.00	\$0.00	\$0.00	\$1,605.49	\$7,213.72
SP 064-605-030	\$0.00	\$0.00	\$0.00	\$0.00	\$0.00	\$0.00	\$0.00
SP 064-620-011	\$0.00	\$253.23	\$0.00	\$0.00	\$0.00	\$109.33	\$362.56
SP 064-624-006	\$0.00	\$6,093.11	\$0.00	\$0.00	\$0.00	\$1,814.83	\$7,907.94
<b>Construction Total:</b>	<b>\$11,170,240.32</b>	<b>\$489,489.90</b>	<b>\$0.00</b>	<b>\$500.00</b>	<b>\$214,979.54</b>	<b>\$470,220.45</b>	<b>\$12,345,430.21</b>

## Redwood County Highway Department

### Statement of Construction Costs

For the Year Ended 12/31/2023

**Project:** SAP 064-030-018    **Alternate Project:**  
**Percent Completed:** 100.00%    **Length:**  
**ROAD NUMBER/TWSP:** Multiple Roads  
**LOCATION:** 2023 Seal Coat CSAH 1, 6, 8, 10, 24, 30 & 46  
  
**DESCRIPTION:** Bituminous Seal Coat  
  
**LETTING DATE:** 2 /2 /2023    **AWARD DATE:** 2 /7 /2023  
**CONTRACTOR:** Morris Sealcoat & Trucking

Construction Costs	Prior Years	Current Year	Total
<b>Contract Payments:</b>	\$0.00	\$1,324,498.08	\$1,324,498.08
<b>Construction Engineering:</b>	\$6,214.55	\$11,977.13	\$18,191.68
<b>Project Engineering:</b>	\$4,574.31	\$6,011.80	\$10,586.11
<b>Permanent ROW:</b>	\$0.00	\$0.00	\$0.00
<b>Temporary ROW:</b>	\$0.00	\$0.00	\$0.00
<b>Utility Relocation:</b>	\$0.00	\$0.00	\$0.00
<b>County Forces:</b>	\$0.00	\$151,914.01	\$151,914.01
<b>Other/Overhead Costs:</b>	\$5,100.24	\$6,069.95	\$11,170.19
<b>Total Project Costs:</b>	\$15,889.10	\$1,500,470.97	\$1,516,360.07

#### Funding Sources

<b>Regular Construction:</b>	\$0.00	\$1,504,831.06	\$1,504,831.06
<b>Municipal Construction:</b>	\$0.00	\$0.00	\$0.00
<b>Town Bridge:</b>	\$0.00	\$0.00	\$0.00
<b>Bonding:</b>	\$0.00	\$0.00	\$0.00
<b>Other Grants:</b>	\$0.00	\$0.00	\$0.00
<b>State Park:</b>	\$0.00	\$0.00	\$0.00
<b>County Turnback:</b>	\$0.00	\$0.00	\$0.00
<b>Federal:</b>	\$0.00	\$0.00	\$0.00
<b>County - Other Local:</b>	\$15,889.10	(\$4,360.09)	\$11,529.01
<b>Total Funding:</b>	\$15,889.10	\$1,500,470.97	\$1,516,360.07

**Redwood County Highway Department**

**Statement of Construction Costs**

**For the Year Ended 12/31/2023**

**Project:** SAP 064-030-019 **Alternate Project:**  
**Percent Completed:** 0.00% **Length:**  
**ROAD NUMBER/TWSP:**  
**LOCATION:** 2024 Seal Coat CSAH 2,3,5, 7, 10, 12,13, 16 &45  
**DESCRIPTION:** Bituminous Seal Coat  
**LETTING DATE:** 3 /12/2024 **AWARD DATE:** 3 /19/2024  
**CONTRACTOR:** Morris Sealcoat & Trucking

<b>Construction Costs</b>	<b>Prior Years</b>	<b>Current Year</b>	<b>Total</b>
<b>Contract Payments:</b>	\$0.00	\$0.00	\$0.00
<b>Construction Engineering:</b>	\$0.00	\$0.00	\$0.00
<b>Project Engineering:</b>	\$0.00	\$2,450.10	\$2,450.10
<b>Permanent ROW:</b>	\$0.00	\$0.00	\$0.00
<b>Temporary ROW:</b>	\$0.00	\$0.00	\$0.00
<b>Utility Relocation:</b>	\$0.00	\$0.00	\$0.00
<b>County Forces:</b>	\$0.00	\$63,065.53	\$63,065.53
<b>Other/Overhead Costs:</b>	\$0.00	\$789.68	\$789.68
<b>Total Project Costs:</b>	\$0.00	\$66,305.31	\$66,305.31

**Funding Sources**

<b>Regular Construction:</b>	\$0.00	\$0.00	\$0.00
<b>Municipal Construction:</b>	\$0.00	\$0.00	\$0.00
<b>Town Bridge:</b>	\$0.00	\$0.00	\$0.00
<b>Bonding:</b>	\$0.00	\$0.00	\$0.00
<b>Other Grants:</b>	\$0.00	\$0.00	\$0.00
<b>State Park:</b>	\$0.00	\$0.00	\$0.00
<b>County Turnback:</b>	\$0.00	\$0.00	\$0.00
<b>Federal:</b>	\$0.00	\$0.00	\$0.00
<b>County - Other Local:</b>	\$0.00	\$66,305.31	\$66,305.31
<b>Total Funding:</b>	\$0.00	\$66,305.31	\$66,305.31

**Redwood County Highway Department**

**Statement of Construction Costs**

**For the Year Ended 12/31/2023**

**Project:** SAP 064-594-003 **Alternate Project:**  
**Percent Completed:** 90.12% **Length:**  
**ROAD NUMBER/TWSP:** Cedar St  
**LOCATION:** Cedar St. from TH 68 to May Street in Wabasso  
**DESCRIPTION:** Cedar Street Improvements  
**LETTING DATE:** 5 /3 /2022 **AWARD DATE:** 5 /17/2022  
**CONTRACTOR:** M.R. Paving & Excavating, Inc.

<b>Construction Costs</b>	<b>Prior Years</b>	<b>Current Year</b>	<b>Total</b>
<b>Contract Payments:</b>	\$811,099.71	\$835,342.19	\$1,646,441.90
<b>Construction Engineering:</b>	\$7,657.23	\$0.00	\$7,657.23
<b>Project Engineering:</b>	\$157.47	\$376.66	\$534.13
<b>Permanent ROW:</b>	\$0.00	\$0.00	\$0.00
<b>Temporary ROW:</b>	\$0.00	\$0.00	\$0.00
<b>Utility Relocation:</b>	\$0.00	\$0.00	\$0.00
<b>County Forces:</b>	\$0.00	\$0.00	\$0.00
<b>Other/Overhead Costs:</b>	\$3,694.26	\$935.57	\$4,629.83
<b>Total Project Costs:</b>	\$822,608.67	\$836,654.42	\$1,659,263.09

**Funding Sources**

<b>Regular Construction:</b>	\$0.00	\$0.00	\$0.00
<b>Municipal Construction:</b>	\$0.00	\$0.00	\$0.00
<b>Town Bridge:</b>	\$0.00	\$0.00	\$0.00
<b>Bonding:</b>	\$770,544.72	\$416,955.28	\$1,187,500.00
<b>Other Grants:</b>	\$0.00	\$0.00	\$0.00
<b>State Park:</b>	\$0.00	\$0.00	\$0.00
<b>County Turnback:</b>	\$0.00	\$0.00	\$0.00
<b>Federal:</b>	\$0.00	\$0.00	\$0.00
<b>County - Other Local:</b>	\$52,063.95	\$419,699.14	\$471,763.09
<b>Total Funding:</b>	\$822,608.67	\$836,654.42	\$1,659,263.09

## Redwood County Highway Department

### Statement of Construction Costs

For the Year Ended 12/31/2023

**Project:** SAP 064-601-017    **Alternate Project:**  
**Percent Completed:** 100.00%    **Length:** .76  
**ROAD NUMBER/TWSP:** CSAH 1  
**LOCATION:** CSAH 1 in Clements from CSAH 16 to South City Limits  
  
**DESCRIPTION:** Agg Base, Bit Pavement, Curb, Gutter, Sidewalk, Etc.  
  
**LETTING DATE:** 3 /21/2022    **AWARD DATE:** 4 /5 /2022  
**CONTRACTOR:** R & G Construction Co

Construction Costs	Prior Years	Current Year	Total
<b>Contract Payments:</b>	\$2,997,343.58	\$410,204.31	\$3,407,547.89
<b>Construction Engineering:</b>	\$21,181.74	\$747.47	\$21,929.21
<b>Project Engineering:</b>	\$438,405.92	\$32,955.00	\$471,360.92
<b>Permanent ROW:</b>	\$35,000.10	\$0.00	\$35,000.10
<b>Temporary ROW:</b>	\$0.00	\$0.00	\$0.00
<b>Utility Relocation:</b>	\$0.00	\$0.00	\$0.00
<b>County Forces:</b>	\$2,119.24	\$0.00	\$2,119.24
<b>Other/Overhead Costs:</b>	\$35,549.75	\$474.05	\$36,023.80
<b>Total Project Costs:</b>	<b>\$3,529,600.33</b>	<b>\$444,380.83</b>	<b>\$3,973,981.16</b>

#### Funding Sources

<b>Regular Construction:</b>	\$1,113,262.12	\$181,768.50	\$1,295,030.62
<b>Municipal Construction:</b>	\$509,419.35	\$520,034.75	\$1,029,454.10
<b>Town Bridge:</b>	\$0.00	\$0.00	\$0.00
<b>Bonding:</b>	\$1,187,500.00	\$62,500.00	\$1,250,000.00
<b>Other Grants:</b>	\$0.00	\$0.00	\$0.00
<b>State Park:</b>	\$0.00	\$0.00	\$0.00
<b>County Turnback:</b>	\$0.00	\$0.00	\$0.00
<b>Federal:</b>	\$0.00	\$0.00	\$0.00
<b>County - Other Local:</b>	\$719,418.86	(\$319,922.42)	\$399,496.44
<b>Total Funding:</b>	<b>\$3,529,600.33</b>	<b>\$444,380.83</b>	<b>\$3,973,981.16</b>

**Redwood County Highway Department**

**Statement of Construction Costs**

**For the Year Ended 12/31/2023**

**Project:** SAP 064-601-018 **Alternate Project:**  
**Percent Completed:** 0.00% **Length:** .01  
**ROAD NUMBER/TWSP:** CSAH 1  
**LOCATION:** On CSAH 1 3.9 M N of Clements  
**DESCRIPTION:** Bridge Replacement # 4329  
**LETTING DATE:** **AWARD DATE:**  
**CONTRACTOR:**

<b>Construction Costs</b>	<b>Prior Years</b>	<b>Current Year</b>	<b>Total</b>
<b>Contract Payments:</b>	\$0.00	\$0.00	\$0.00
<b>Construction Engineering:</b>	\$629.87	\$337.62	\$967.49
<b>Project Engineering:</b>	\$22,128.47	\$675.25	\$22,803.72
<b>Permanent ROW:</b>	\$0.00	\$0.00	\$0.00
<b>Temporary ROW:</b>	\$0.00	\$0.00	\$0.00
<b>Utility Relocation:</b>	\$0.00	\$0.00	\$0.00
<b>County Forces:</b>	\$0.00	\$0.00	\$0.00
<b>Other/Overhead Costs:</b>	\$390.81	\$437.28	\$828.09
<b>Total Project Costs:</b>	\$23,149.15	\$1,450.15	\$24,599.30

<b>Funding Sources</b>			
<b>Regular Construction:</b>	\$0.00	\$0.00	\$0.00
<b>Municipal Construction:</b>	\$0.00	\$0.00	\$0.00
<b>Town Bridge:</b>	\$0.00	\$0.00	\$0.00
<b>Bonding:</b>	\$0.00	\$0.00	\$0.00
<b>Other Grants:</b>	\$0.00	\$0.00	\$0.00
<b>State Park:</b>	\$0.00	\$0.00	\$0.00
<b>County Turnback:</b>	\$0.00	\$0.00	\$0.00
<b>Federal:</b>	\$0.00	\$0.00	\$0.00
<b>County - Other Local:</b>	\$23,149.15	\$1,450.15	\$24,599.30
<b>Total Funding:</b>	\$23,149.15	\$1,450.15	\$24,599.30

**Redwood County Highway Department**

**Statement of Construction Costs**

**For the Year Ended 12/31/2023**

**Project:** SAP 064-602-025 **Alternate Project:**  
**Percent Completed:** 0.00% **Length:** 3.5  
**ROAD NUMBER/TWSP:** CSAH 2  
**LOCATION:** Btw Jct CSAH 11 to Jct. 305th St.  
**DESCRIPTION:** Agg Base & Shoulder, Bit Base & Surfacing, Grading  
**LETTING DATE:** **AWARD DATE:**  
**CONTRACTOR:**

<b>Construction Costs</b>	<b>Prior Years</b>	<b>Current Year</b>	<b>Total</b>
<b>Contract Payments:</b>	\$0.00	\$0.00	\$0.00
<b>Construction Engineering:</b>	\$6,346.11	\$1,012.88	\$7,358.99
<b>Project Engineering:</b>	\$25,058.50	\$68,751.60	\$93,810.10
<b>Permanent ROW:</b>	\$0.00	\$0.00	\$0.00
<b>Temporary ROW:</b>	\$0.00	\$0.00	\$0.00
<b>Utility Relocation:</b>	\$0.00	\$0.00	\$0.00
<b>County Forces:</b>	\$0.00	\$0.00	\$0.00
<b>Other/Overhead Costs:</b>	\$6,009.89	\$5,672.45	\$11,682.34
<b>Total Project Costs:</b>	\$37,414.50	\$75,436.93	\$112,851.43

<b>Funding Sources</b>			
<b>Regular Construction:</b>	\$0.00	\$0.00	\$0.00
<b>Municipal Construction:</b>	\$0.00	\$0.00	\$0.00
<b>Town Bridge:</b>	\$0.00	\$0.00	\$0.00
<b>Bonding:</b>	\$0.00	\$0.00	\$0.00
<b>Other Grants:</b>	\$0.00	\$0.00	\$0.00
<b>State Park:</b>	\$0.00	\$0.00	\$0.00
<b>County Turnback:</b>	\$0.00	\$0.00	\$0.00
<b>Federal:</b>	\$0.00	\$0.00	\$0.00
<b>County - Other Local:</b>	\$37,414.50	\$75,436.93	\$112,851.43
<b>Total Funding:</b>	\$37,414.50	\$75,436.93	\$112,851.43



**Redwood County Highway Department**

**Statement of Construction Costs**

**For the Year Ended 12/31/2023**

**Project:** SAP 064-602-026 **Alternate Project:**  
**Percent Completed:** 100.00% **Length:**  
**ROAD NUMBER/TWSP:** CSAH 2  
**LOCATION:** 33-112-34 / 16-112-34  
  
**DESCRIPTION:** 1.5" Bituminous Mill & Overlay CSAH 2  
  
**LETTING DATE:** 7 /5 /2023 **AWARD DATE:** 7 /6 /2023  
**CONTRACTOR:** Duinick, Inc

<b>Construction Costs</b>	<b>Prior Years</b>	<b>Current Year</b>	<b>Total</b>
<b>Contract Payments:</b>	\$0.00	\$388,161.43	\$388,161.43
<b>Construction Engineering:</b>	\$0.00	\$33,438.83	\$33,438.83
<b>Project Engineering:</b>	\$0.00	\$18,357.75	\$18,357.75
<b>Permanent ROW:</b>	\$0.00	\$0.00	\$0.00
<b>Temporary ROW:</b>	\$0.00	\$0.00	\$0.00
<b>Utility Relocation:</b>	\$0.00	\$0.00	\$0.00
<b>County Forces:</b>	\$0.00	\$0.00	\$0.00
<b>Other/Overhead Costs:</b>	\$0.00	\$64,705.76	\$64,705.76
<b>Total Project Costs:</b>	\$0.00	\$504,663.77	\$504,663.77

<b>Funding Sources</b>			
<b>Regular Construction:</b>	\$0.00	\$0.00	\$0.00
<b>Municipal Construction:</b>	\$0.00	\$0.00	\$0.00
<b>Town Bridge:</b>	\$0.00	\$0.00	\$0.00
<b>Bonding:</b>	\$0.00	\$0.00	\$0.00
<b>Other Grants:</b>	\$0.00	\$0.00	\$0.00
<b>State Park:</b>	\$0.00	\$0.00	\$0.00
<b>County Turnback:</b>	\$0.00	\$0.00	\$0.00
<b>Federal:</b>	\$0.00	\$0.00	\$0.00
<b>County - Other Local:</b>	\$0.00	\$504,663.77	\$504,663.77
<b>Total Funding:</b>	\$0.00	\$504,663.77	\$504,663.77

## Redwood County Highway Department

### Statement of Construction Costs

For the Year Ended 12/31/2023

Project: SAP 064-603-008    Alternate Project:  
 Percent Completed: 100.00%    Length:  
 ROAD NUMBER/TWSP: CSAH 3  
 LOCATION: 15-111-34 / 12-111-34  
 DESCRIPTION: 1.5" Bituminous Mill & Overlay CSAH 3

LETTING DATE: 7 /5 /2023    AWARD DATE: 7 /6 /2023  
 CONTRACTOR: Duininck, Inc

Construction Costs	Prior Years	Current Year	Total
Contract Payments:	\$0.00	\$277,076.49	\$277,076.49
Construction Engineering:	\$0.00	\$2,843.19	\$2,843.19
Project Engineering:	\$0.00	\$1,152.24	\$1,152.24
Permanent ROW:	\$0.00	\$0.00	\$0.00
Temporary ROW:	\$0.00	\$0.00	\$0.00
Utility Relocation:	\$0.00	\$0.00	\$0.00
County Forces:	\$0.00	\$0.00	\$0.00
Other/Overhead Costs:	\$0.00	\$42,718.68	\$42,718.68
<b>Total Project Costs:</b>	<b>\$0.00</b>	<b>\$323,790.60</b>	<b>\$323,790.60</b>

Funding Sources			
Regular Construction:	\$0.00	\$0.00	\$0.00
Municipal Construction:	\$0.00	\$0.00	\$0.00
Town Bridge:	\$0.00	\$0.00	\$0.00
Bonding:	\$0.00	\$0.00	\$0.00
Other Grants:	\$0.00	\$0.00	\$0.00
State Park:	\$0.00	\$0.00	\$0.00
County Turnback:	\$0.00	\$0.00	\$0.00
Federal:	\$0.00	\$0.00	\$0.00
County - Other Local:	\$0.00	\$323,790.60	\$323,790.60
<b>Total Funding:</b>	<b>\$0.00</b>	<b>\$323,790.60</b>	<b>\$323,790.60</b>

## Redwood County Highway Department

### Statement of Construction Costs

For the Year Ended 12/31/2023

**Project:** SAP 064-604-058    **Alternate Project:**  
**Percent Completed:** 100.00%    **Length:**  
**ROAD NUMBER/TWSP:** CSAH 4  
**LOCATION:** 14-110-37 / 14-110-36  
  
**DESCRIPTION:** 1.5" Bituminous Mill & Overlay CSAH 4  
  
**LETTING DATE:** 7 /5 /2023    **AWARD DATE:** 7 /6 /2023  
**CONTRACTOR:** Duinincq, Inc

Construction Costs	Prior Years	Current Year	Total
<b>Contract Payments:</b>	\$0.00	\$942,017.95	\$942,017.95
<b>Construction Engineering:</b>	\$0.00	\$10,330.44	\$10,330.44
<b>Project Engineering:</b>	\$0.00	\$3,653.23	\$3,653.23
<b>Permanent ROW:</b>	\$0.00	\$0.00	\$0.00
<b>Temporary ROW:</b>	\$0.00	\$0.00	\$0.00
<b>Utility Relocation:</b>	\$0.00	\$0.00	\$0.00
<b>County Forces:</b>	\$0.00	\$0.00	\$0.00
<b>Other/Overhead Costs:</b>	\$0.00	\$66,531.87	\$66,531.87
<b>Total Project Costs:</b>	\$0.00	\$1,022,533.49	\$1,022,533.49

Funding Sources			
<b>Regular Construction:</b>	\$0.00	\$0.00	\$0.00
<b>Municipal Construction:</b>	\$0.00	\$0.00	\$0.00
<b>Town Bridge:</b>	\$0.00	\$0.00	\$0.00
<b>Bonding:</b>	\$0.00	\$0.00	\$0.00
<b>Other Grants:</b>	\$0.00	\$0.00	\$0.00
<b>State Park:</b>	\$0.00	\$0.00	\$0.00
<b>County Turnback:</b>	\$0.00	\$0.00	\$0.00
<b>Federal:</b>	\$0.00	\$0.00	\$0.00
<b>County - Other Local:</b>	\$0.00	\$1,022,533.49	\$1,022,533.49
<b>Total Funding:</b>	\$0.00	\$1,022,533.49	\$1,022,533.49

## Redwood County Highway Department

### Statement of Construction Costs

For the Year Ended 12/31/2023

**Project:** SAP 064-605-034    **Alternate Project:**  
**Percent Completed:** 100.00%    **Length:**  
**ROAD NUMBER/TWSP:** CSAH 5  
**LOCATION:** CSAH 5 Tangent to Murray Co; Sec.36-T109N-R39W  
  
**DESCRIPTION:** CSAH 5 Tangent to Murray Co Mill & Overlay  
  
**LETTING DATE:** 3 /21/2023    **AWARD DATE:** 3 /21/2023  
**CONTRACTOR:** Knife River Corporation-North Central

Construction Costs	Prior Years	Current Year	Total
<b>Contract Payments:</b>	\$0.00	\$20,455.82	\$20,455.82
<b>Construction Engineering:</b>	\$0.00	\$0.00	\$0.00
<b>Project Engineering:</b>	\$0.00	\$84.41	\$84.41
<b>Permanent ROW:</b>	\$0.00	\$0.00	\$0.00
<b>Temporary ROW:</b>	\$0.00	\$0.00	\$0.00
<b>Utility Relocation:</b>	\$0.00	\$0.00	\$0.00
<b>County Forces:</b>	\$0.00	\$0.00	\$0.00
<b>Other/Overhead Costs:</b>	\$0.00	\$93.83	\$93.83
<b>Total Project Costs:</b>	\$0.00	\$20,634.06	\$20,634.06

Funding Sources			
<b>Regular Construction:</b>	\$0.00	\$20,455.82	\$20,455.82
<b>Municipal Construction:</b>	\$0.00	\$0.00	\$0.00
<b>Town Bridge:</b>	\$0.00	\$0.00	\$0.00
<b>Bonding:</b>	\$0.00	\$0.00	\$0.00
<b>Other Grants:</b>	\$0.00	\$0.00	\$0.00
<b>State Park:</b>	\$0.00	\$0.00	\$0.00
<b>County Turnback:</b>	\$0.00	\$0.00	\$0.00
<b>Federal:</b>	\$0.00	\$0.00	\$0.00
<b>County - Other Local:</b>	\$0.00	\$178.24	\$178.24
<b>Total Funding:</b>	\$0.00	\$20,634.06	\$20,634.06

## Redwood County Highway Department

### Statement of Construction Costs

For the Year Ended 12/31/2023

**Project:** SAP 064-605-035    **Alternate Project:**  
**Percent Completed:** 100.00%    **Length:**  
**ROAD NUMBER/TWSP:** CSAH 5  
**LOCATION:** 24-109-39 / 12-109-39  
  
**DESCRIPTION:** 1.5" Bituminous Mill & Overlay CSAH 5  
  
**LETTING DATE:** 7 /5 /2023    **AWARD DATE:** 7 /6 /2023  
**CONTRACTOR:** Duinick, Inc

Construction Costs	Prior Years	Current Year	Total
<b>Contract Payments:</b>	\$0.00	\$300,353.78	\$300,353.78
<b>Construction Engineering:</b>	\$0.00	\$3,693.54	\$3,693.54
<b>Project Engineering:</b>	\$0.00	\$0.00	\$0.00
<b>Permanent ROW:</b>	\$0.00	\$0.00	\$0.00
<b>Temporary ROW:</b>	\$0.00	\$0.00	\$0.00
<b>Utility Relocation:</b>	\$0.00	\$0.00	\$0.00
<b>County Forces:</b>	\$0.00	\$0.00	\$0.00
<b>Other/Overhead Costs:</b>	\$0.00	\$33,378.94	\$33,378.94
<b>Total Project Costs:</b>	\$0.00	\$337,426.26	\$337,426.26

Funding Sources			
<b>Regular Construction:</b>	\$0.00	\$0.00	\$0.00
<b>Municipal Construction:</b>	\$0.00	\$0.00	\$0.00
<b>Town Bridge:</b>	\$0.00	\$0.00	\$0.00
<b>Bonding:</b>	\$0.00	\$0.00	\$0.00
<b>Other Grants:</b>	\$0.00	\$0.00	\$0.00
<b>State Park:</b>	\$0.00	\$0.00	\$0.00
<b>County Turnback:</b>	\$0.00	\$0.00	\$0.00
<b>Federal:</b>	\$0.00	\$0.00	\$0.00
<b>County - Other Local:</b>	\$0.00	\$337,426.26	\$337,426.26
<b>Total Funding:</b>	\$0.00	\$337,426.26	\$337,426.26

**Redwood County Highway Department**

**Statement of Construction Costs**

**For the Year Ended 12/31/2023**

**Project:** SAP 064-607-048 **Alternate Project:**  
**Percent Completed:** 98.58% **Length:** .04  
**ROAD NUMBER/TWSP:** CSAH 7  
**LOCATION:** On CSAH 7 btw CSAH 30 and TH 19  
**DESCRIPTION:** Bridge Replacement Old BR # 89812  
**LETTING DATE:** 3 /10/2022 **AWARD DATE:** 4 /5 /2022  
**CONTRACTOR:** R & G Construction

<b>Construction Costs</b>	<b>Prior Years</b>	<b>Current Year</b>	<b>Total</b>
<b>Contract Payments:</b>	\$418,323.00	\$36,524.06	\$454,847.06
<b>Construction Engineering:</b>	\$6,205.68	\$786.42	\$6,992.10
<b>Project Engineering:</b>	\$32,981.09	\$1,313.83	\$34,294.92
<b>Permanent ROW:</b>	\$0.00	\$0.00	\$0.00
<b>Temporary ROW:</b>	\$716.98	\$0.00	\$716.98
<b>Utility Relocation:</b>	\$0.00	\$0.00	\$0.00
<b>County Forces:</b>	\$0.00	\$0.00	\$0.00
<b>Other/Overhead Costs:</b>	\$6,661.88	\$1,943.37	\$8,605.25
<b>Total Project Costs:</b>	\$464,888.63	\$40,567.68	\$505,456.31

**Funding Sources**

<b>Regular Construction:</b>	\$263,278.16	\$22,987.00	\$286,265.16
<b>Municipal Construction:</b>	\$0.00	\$0.00	\$0.00
<b>Town Bridge:</b>	\$0.00	\$0.00	\$0.00
<b>Bonding:</b>	\$162,296.62	\$0.00	\$162,296.62
<b>Other Grants:</b>	\$0.00	\$0.00	\$0.00
<b>State Park:</b>	\$0.00	\$0.00	\$0.00
<b>County Turnback:</b>	\$0.00	\$0.00	\$0.00
<b>Federal:</b>	\$0.00	\$0.00	\$0.00
<b>County - Other Local:</b>	\$39,313.85	\$17,580.68	\$56,894.53
<b>Total Funding:</b>	\$464,888.63	\$40,567.68	\$505,456.31

**Redwood County Highway Department**

**Statement of Construction Costs**

**For the Year Ended 12/31/2023**

**Project:** SAP 064-607-049 **Alternate Project:**  
**Percent Completed:** 0.00% **Length:** .01  
**ROAD NUMBER/TWSP:** CSAH 7  
**LOCATION:** On CSAH 7 in City of Revere  
  
**DESCRIPTION:** Bridge Replacement # 94129 in Revere  
  
**LETTING DATE:** **AWARD DATE:**  
**CONTRACTOR:**

<b>Construction Costs</b>	<b>Prior Years</b>	<b>Current Year</b>	<b>Total</b>
<b>Contract Payments:</b>	\$0.00	\$0.00	\$0.00
<b>Construction Engineering:</b>	\$236.20	\$253.22	\$489.42
<b>Project Engineering:</b>	\$24,093.62	\$1,423.95	\$25,517.57
<b>Permanent ROW:</b>	\$0.00	\$0.00	\$0.00
<b>Temporary ROW:</b>	\$0.00	\$0.00	\$0.00
<b>Utility Relocation:</b>	\$0.00	\$0.00	\$0.00
<b>County Forces:</b>	\$0.00	\$0.00	\$0.00
<b>Other/Overhead Costs:</b>	\$241.93	\$407.46	\$649.39
<b>Total Project Costs:</b>	\$24,571.75	\$2,084.63	\$26,656.38

**Funding Sources**

<b>Regular Construction:</b>	\$0.00	\$0.00	\$0.00
<b>Municipal Construction:</b>	\$0.00	\$0.00	\$0.00
<b>Town Bridge:</b>	\$0.00	\$0.00	\$0.00
<b>Bonding:</b>	\$0.00	\$0.00	\$0.00
<b>Other Grants:</b>	\$0.00	\$0.00	\$0.00
<b>State Park:</b>	\$0.00	\$0.00	\$0.00
<b>County Turnback:</b>	\$0.00	\$0.00	\$0.00
<b>Federal:</b>	\$0.00	\$0.00	\$0.00
<b>County - Other Local:</b>	\$24,571.75	\$2,084.63	\$26,656.38
<b>Total Funding:</b>	\$24,571.75	\$2,084.63	\$26,656.38

## Redwood County Highway Department

### Statement of Construction Costs

For the Year Ended 12/31/2023

**Project:** SAP 064-607-050 **Alternate Project:**  
**Percent Completed:** 0.00% **Length:**  
**ROAD NUMBER/TWSP:** CSAH 7  
**LOCATION:** From Belview to N county line  
**DESCRIPTION:** CSAH 7 Mill & Overlay  
**LETTING DATE:** **AWARD DATE:**  
**CONTRACTOR:**

Construction Costs	Prior Years	Current Year	Total
<b>Contract Payments:</b>	\$0.00	\$0.00	\$0.00
<b>Construction Engineering:</b>	\$0.00	\$7,611.11	\$7,611.11
<b>Project Engineering:</b>	\$0.00	\$16,000.70	\$16,000.70
<b>Permanent ROW:</b>	\$0.00	\$0.00	\$0.00
<b>Temporary ROW:</b>	\$0.00	\$0.00	\$0.00
<b>Utility Relocation:</b>	\$0.00	\$0.00	\$0.00
<b>County Forces:</b>	\$0.00	\$0.00	\$0.00
<b>Other/Overhead Costs:</b>	\$0.00	\$9,902.51	\$9,902.51
<b>Total Project Costs:</b>	\$0.00	\$33,514.32	\$33,514.32

#### Funding Sources

<b>Regular Construction:</b>	\$0.00	\$0.00	\$0.00
<b>Municipal Construction:</b>	\$0.00	\$0.00	\$0.00
<b>Town Bridge:</b>	\$0.00	\$0.00	\$0.00
<b>Bonding:</b>	\$0.00	\$0.00	\$0.00
<b>Other Grants:</b>	\$0.00	\$0.00	\$0.00
<b>State Park:</b>	\$0.00	\$0.00	\$0.00
<b>County Turnback:</b>	\$0.00	\$0.00	\$0.00
<b>Federal:</b>	\$0.00	\$0.00	\$0.00
<b>County - Other Local:</b>	\$0.00	\$33,514.32	\$33,514.32
<b>Total Funding:</b>	\$0.00	\$33,514.32	\$33,514.32



**Redwood County Highway Department**

**Statement of Construction Costs**

**For the Year Ended 12/31/2023**

**Project:** SAP 064-607-051 **Alternate Project:**  
**Percent Completed:** 0.00% **Length:**  
**ROAD NUMBER/TWSP:** CSAH 7  
**LOCATION:** From Intersection of CSAH 9 To County Line, in city of Belview  
**DESCRIPTION:** Culvert Replacement  
**LETTING DATE:** **AWARD DATE:**  
**CONTRACTOR:**

<b>Construction Costs</b>	<b>Prior Years</b>	<b>Current Year</b>	<b>Total</b>
<b>Contract Payments:</b>	\$0.00	\$0.00	\$0.00
<b>Construction Engineering:</b>	\$0.00	\$229.48	\$229.48
<b>Project Engineering:</b>	\$0.00	\$3,212.65	\$3,212.65
<b>Permanent ROW:</b>	\$0.00	\$0.00	\$0.00
<b>Temporary ROW:</b>	\$0.00	\$0.00	\$0.00
<b>Utility Relocation:</b>	\$0.00	\$0.00	\$0.00
<b>County Forces:</b>	\$0.00	\$0.00	\$0.00
<b>Other/Overhead Costs:</b>	\$0.00	\$1,486.08	\$1,486.08
<b>Total Project Costs:</b>	\$0.00	\$4,928.21	\$4,928.21

<b>Funding Sources</b>			
<b>Regular Construction:</b>	\$0.00	\$0.00	\$0.00
<b>Municipal Construction:</b>	\$0.00	\$0.00	\$0.00
<b>Town Bridge:</b>	\$0.00	\$0.00	\$0.00
<b>Bonding:</b>	\$0.00	\$0.00	\$0.00
<b>Other Grants:</b>	\$0.00	\$0.00	\$0.00
<b>State Park:</b>	\$0.00	\$0.00	\$0.00
<b>County Turnback:</b>	\$0.00	\$0.00	\$0.00
<b>Federal:</b>	\$0.00	\$0.00	\$0.00
<b>County - Other Local:</b>	\$0.00	\$4,928.21	\$4,928.21
<b>Total Funding:</b>	\$0.00	\$4,928.21	\$4,928.21

**Redwood County Highway Department**

**Statement of Construction Costs**

**For the Year Ended 12/31/2023**

**Project:** SAP 064-607-052 **Alternate Project:**  
**Percent Completed:** 100.00% **Length:**  
**ROAD NUMBER/TWSP:** CSAH 7  
**LOCATION:** 30-112-37 / 6-112-37  
**DESCRIPTION:** 1.5" Bituminous Mill & Overlay CSAH 7  
**LETTING DATE:** 7 /5 /2023 **AWARD DATE:** 7 /6 /2023  
**CONTRACTOR:** Duininck, Inc

<b>Construction Costs</b>	<b>Prior Years</b>	<b>Current Year</b>	<b>Total</b>
<b>Contract Payments:</b>	\$0.00	\$515,493.58	\$515,493.58
<b>Construction Engineering:</b>	\$0.00	\$9,184.57	\$9,184.57
<b>Project Engineering:</b>	\$0.00	\$1,360.32	\$1,360.32
<b>Permanent ROW:</b>	\$0.00	\$0.00	\$0.00
<b>Temporary ROW:</b>	\$0.00	\$0.00	\$0.00
<b>Utility Relocation:</b>	\$0.00	\$0.00	\$0.00
<b>County Forces:</b>	\$0.00	\$0.00	\$0.00
<b>Other/Overhead Costs:</b>	\$0.00	\$25,303.26	\$25,303.26
<b>Total Project Costs:</b>	\$0.00	\$551,341.73	\$551,341.73

<b>Funding Sources</b>			
<b>Regular Construction:</b>	\$0.00	\$0.00	\$0.00
<b>Municipal Construction:</b>	\$0.00	\$0.00	\$0.00
<b>Town Bridge:</b>	\$0.00	\$0.00	\$0.00
<b>Bonding:</b>	\$0.00	\$0.00	\$0.00
<b>Other Grants:</b>	\$0.00	\$0.00	\$0.00
<b>State Park:</b>	\$0.00	\$0.00	\$0.00
<b>County Turnback:</b>	\$0.00	\$0.00	\$0.00
<b>Federal:</b>	\$0.00	\$0.00	\$0.00
<b>County - Other Local:</b>	\$0.00	\$551,341.73	\$551,341.73
<b>Total Funding:</b>	\$0.00	\$551,341.73	\$551,341.73

## Redwood County Highway Department

### Statement of Construction Costs

For the Year Ended 12/31/2023

**Project:** SAP 064-608-029    **Alternate Project:**  
**Percent Completed:** 99.99%    **Length:** .02  
**ROAD NUMBER/TWSP:** CSAH 8  
**LOCATION:** CSAH 8 Btw CSAH 4 and TH 68  
  
**DESCRIPTION:** Bridge Replacement Old BR # 89825  
  
**LETTING DATE:** 3 /10/2022    **AWARD DATE:** 4 /5 /2022  
**CONTRACTOR:** R & G Construction

Construction Costs	Prior Years	Current Year	Total
<b>Contract Payments:</b>	\$311,676.82	\$56,331.31	\$368,008.13
<b>Construction Engineering:</b>	\$10,119.01	\$577.04	\$10,696.05
<b>Project Engineering:</b>	\$35,827.98	\$0.00	\$35,827.98
<b>Permanent ROW:</b>	\$695.30	\$0.00	\$695.30
<b>Temporary ROW:</b>	\$268.18	\$0.00	\$268.18
<b>Utility Relocation:</b>	\$0.00	\$0.00	\$0.00
<b>County Forces:</b>	\$0.00	\$0.00	\$0.00
<b>Other/Overhead Costs:</b>	\$8,301.44	\$1,527.17	\$9,828.61
<b>Total Project Costs:</b>	<b>\$366,888.73</b>	<b>\$58,435.52</b>	<b>\$425,324.25</b>

Funding Sources	Prior Years	Current Year	Total
<b>Regular Construction:</b>	\$204,329.59	\$36,638.02	\$240,967.61
<b>Municipal Construction:</b>	\$0.00	\$0.00	\$0.00
<b>Town Bridge:</b>	\$0.00	\$0.00	\$0.00
<b>Bonding:</b>	\$120,193.30	\$0.00	\$120,193.30
<b>Other Grants:</b>	\$0.00	\$0.00	\$0.00
<b>State Park:</b>	\$0.00	\$0.00	\$0.00
<b>County Turnback:</b>	\$0.00	\$0.00	\$0.00
<b>Federal:</b>	\$0.00	\$0.00	\$0.00
<b>County - Other Local:</b>	\$42,365.84	\$21,797.50	\$64,163.34
<b>Total Funding:</b>	<b>\$366,888.73</b>	<b>\$58,435.52</b>	<b>\$425,324.25</b>

## Redwood County Highway Department

### Statement of Construction Costs

For the Year Ended 12/31/2023

**Project:** SAP 064-608-030    **Alternate Project:**  
**Percent Completed:** 0.00%    **Length:** .01  
**ROAD NUMBER/TWSP:** CSAH 8  
**LOCATION:** On CSAH 8 5.7 Mi. NE of Milroy  
  
**DESCRIPTION:** Bridge Replacement Old BR # 89826  
  
**LETTING DATE:** 9 /18/2023    **AWARD DATE:** 10/3 /2023  
**CONTRACTOR:** Everstrong Construction

Construction Costs	Prior Years	Current Year	Total
<b>Contract Payments:</b>	\$0.00	\$0.00	\$0.00
<b>Construction Engineering:</b>	\$1,364.67	\$2,689.41	\$4,054.08
<b>Project Engineering:</b>	\$45,773.48	\$695.60	\$46,469.08
<b>Permanent ROW:</b>	\$0.00	\$0.00	\$0.00
<b>Temporary ROW:</b>	\$0.00	\$0.00	\$0.00
<b>Utility Relocation:</b>	\$0.00	\$0.00	\$0.00
<b>County Forces:</b>	\$0.00	\$0.00	\$0.00
<b>Other/Overhead Costs:</b>	\$1,096.83	\$1,657.87	\$2,754.70
<b>Total Project Costs:</b>	<b>\$48,234.98</b>	<b>\$5,042.88</b>	<b>\$53,277.86</b>

#### Funding Sources

<b>Regular Construction:</b>	\$0.00	\$0.00	\$0.00
<b>Municipal Construction:</b>	\$0.00	\$0.00	\$0.00
<b>Town Bridge:</b>	\$0.00	\$0.00	\$0.00
<b>Bonding:</b>	\$0.00	\$0.00	\$0.00
<b>Other Grants:</b>	\$0.00	\$0.00	\$0.00
<b>State Park:</b>	\$0.00	\$0.00	\$0.00
<b>County Turnback:</b>	\$0.00	\$0.00	\$0.00
<b>Federal:</b>	\$0.00	\$0.00	\$0.00
<b>County - Other Local:</b>	\$48,234.98	\$5,042.88	\$53,277.86
<b>Total Funding:</b>	<b>\$48,234.98</b>	<b>\$5,042.88</b>	<b>\$53,277.86</b>

**Redwood County Highway Department**

**Statement of Construction Costs**

**For the Year Ended 12/31/2023**

**Project:** SAP 064-608-031 **Alternate Project:**  
**Percent Completed:** 0.00% **Length:**  
**ROAD NUMBER/TWSP:** CSAH 8  
**LOCATION:** From INTSECTION TH 14 To INTERSECTION TH 68, 1 miles South from Milroy.  
**DESCRIPTION:** Bituminous Mill & Overlay, Aggregate Shoulder  
**LETTING DATE:** **AWARD DATE:**  
**CONTRACTOR:**

<b>Construction Costs</b>	<b>Prior Years</b>	<b>Current Year</b>	<b>Total</b>
<b>Contract Payments:</b>	\$0.00	\$0.00	\$0.00
<b>Construction Engineering:</b>	\$0.00	\$8,008.46	\$8,008.46
<b>Project Engineering:</b>	\$0.00	\$5,565.28	\$5,565.28
<b>Permanent ROW:</b>	\$0.00	\$0.00	\$0.00
<b>Temporary ROW:</b>	\$0.00	\$0.00	\$0.00
<b>Utility Relocation:</b>	\$0.00	\$0.00	\$0.00
<b>County Forces:</b>	\$0.00	\$0.00	\$0.00
<b>Other/Overhead Costs:</b>	\$0.00	\$5,860.18	\$5,860.18
<b>Total Project Costs:</b>	\$0.00	\$19,433.92	\$19,433.92

<b>Funding Sources</b>			
<b>Regular Construction:</b>	\$0.00	\$0.00	\$0.00
<b>Municipal Construction:</b>	\$0.00	\$0.00	\$0.00
<b>Town Bridge:</b>	\$0.00	\$0.00	\$0.00
<b>Bonding:</b>	\$0.00	\$0.00	\$0.00
<b>Other Grants:</b>	\$0.00	\$0.00	\$0.00
<b>State Park:</b>	\$0.00	\$0.00	\$0.00
<b>County Turnback:</b>	\$0.00	\$0.00	\$0.00
<b>Federal:</b>	\$0.00	\$0.00	\$0.00
<b>County - Other Local:</b>	\$0.00	\$19,433.92	\$19,433.92
<b>Total Funding:</b>	\$0.00	\$19,433.92	\$19,433.92

## Redwood County Highway Department

### Statement of Construction Costs

For the Year Ended 12/31/2023

**Project:** SAP 064-610-032    **Alternate Project:**  
**Percent Completed:** 0.00%                      **Length:** .01  
**ROAD NUMBER/TWSP:** CSAH 10  
**LOCATION:** On CSAH 10 5.3 Mi NW of Revere  
  
**DESCRIPTION:** Bridge Replacement # 89830  
  
**LETTING DATE:**                                      **AWARD DATE:**  
**CONTRACTOR:**

Construction Costs	Prior Years	Current Year	Total
<b>Contract Payments:</b>	\$0.00	\$0.00	\$0.00
<b>Construction Engineering:</b>	\$0.00	\$84.41	\$84.41
<b>Project Engineering:</b>	\$18,608.16	\$59,522.65	\$78,130.81
<b>Permanent ROW:</b>	\$0.00	\$0.00	\$0.00
<b>Temporary ROW:</b>	\$0.00	\$0.00	\$0.00
<b>Utility Relocation:</b>	\$0.00	\$0.00	\$0.00
<b>County Forces:</b>	\$0.00	\$0.00	\$0.00
<b>Other/Overhead Costs:</b>	\$18.60	\$816.79	\$835.39
<b>Total Project Costs:</b>	\$18,626.76	\$60,423.85	\$79,050.61

#### Funding Sources

<b>Regular Construction:</b>	\$0.00	\$0.00	\$0.00
<b>Municipal Construction:</b>	\$0.00	\$0.00	\$0.00
<b>Town Bridge:</b>	\$0.00	\$0.00	\$0.00
<b>Bonding:</b>	\$0.00	\$0.00	\$0.00
<b>Other Grants:</b>	\$0.00	\$0.00	\$0.00
<b>State Park:</b>	\$0.00	\$0.00	\$0.00
<b>County Turnback:</b>	\$0.00	\$0.00	\$0.00
<b>Federal:</b>	\$0.00	\$0.00	\$0.00
<b>County - Other Local:</b>	\$18,626.76	\$60,423.85	\$79,050.61
<b>Total Funding:</b>	\$18,626.76	\$60,423.85	\$79,050.61

**Redwood County Highway Department**

**Statement of Construction Costs**

**For the Year Ended 12/31/2023**

**Project:** SAP 064-610-033 **Alternate Project:**  
**Percent Completed:** 0.00% **Length:**  
**ROAD NUMBER/TWSP:** CSAH 10  
**LOCATION:** From INT TH 68 To INT CSAH 30, 0 miles North from Lucan  
**DESCRIPTION:** Bituminous Mill & Overlay, Aggregate Shoulder  
**LETTING DATE:** **AWARD DATE:**  
**CONTRACTOR:**

<b>Construction Costs</b>	<b>Prior Years</b>	<b>Current Year</b>	<b>Total</b>
<b>Contract Payments:</b>	\$0.00	\$0.00	\$0.00
<b>Construction Engineering:</b>	\$0.00	\$5,088.13	\$5,088.13
<b>Project Engineering:</b>	\$0.00	\$1,929.76	\$1,929.76
<b>Permanent ROW:</b>	\$0.00	\$0.00	\$0.00
<b>Temporary ROW:</b>	\$0.00	\$0.00	\$0.00
<b>Utility Relocation:</b>	\$0.00	\$0.00	\$0.00
<b>County Forces:</b>	\$0.00	\$0.00	\$0.00
<b>Other/Overhead Costs:</b>	\$0.00	\$3,029.83	\$3,029.83
<b>Total Project Costs:</b>	\$0.00	\$10,047.72	\$10,047.72

<b>Funding Sources</b>			
<b>Regular Construction:</b>	\$0.00	\$0.00	\$0.00
<b>Municipal Construction:</b>	\$0.00	\$0.00	\$0.00
<b>Town Bridge:</b>	\$0.00	\$0.00	\$0.00
<b>Bonding:</b>	\$0.00	\$0.00	\$0.00
<b>Other Grants:</b>	\$0.00	\$0.00	\$0.00
<b>State Park:</b>	\$0.00	\$0.00	\$0.00
<b>County Turnback:</b>	\$0.00	\$0.00	\$0.00
<b>Federal:</b>	\$0.00	\$0.00	\$0.00
<b>County - Other Local:</b>	\$0.00	\$10,047.72	\$10,047.72
<b>Total Funding:</b>	\$0.00	\$10,047.72	\$10,047.72

# Redwood County Highway Department

## Statement of Construction Costs

For the Year Ended 12/31/2023

**Project:** SAP 064-610-034 **Alternate Project:**  
**Percent Completed:** 0.00% **Length:**  
**ROAD NUMBER/TWSP:** CSAH 10  
**LOCATION:** From TH 68 To CSAH 30, in city of Lucan  
**DESCRIPTION:** Culvert Replacement

**LETTING DATE:** **AWARD DATE:**  
**CONTRACTOR:**

Construction Costs	Prior Years	Current Year	Total
Contract Payments:	\$0.00	\$0.00	\$0.00
Construction Engineering:	\$0.00	\$229.48	\$229.48
Project Engineering:	\$0.00	\$3,131.92	\$3,131.92
Permanent ROW:	\$0.00	\$0.00	\$0.00
Temporary ROW:	\$0.00	\$0.00	\$0.00
Utility Relocation:	\$0.00	\$0.00	\$0.00
County Forces:	\$0.00	\$0.00	\$0.00
Other/Overhead Costs:	\$0.00	\$1,329.73	\$1,329.73
<b>Total Project Costs:</b>	<b>\$0.00</b>	<b>\$4,691.13</b>	<b>\$4,691.13</b>

Funding Sources	Prior Years	Current Year	Total
Regular Construction:	\$0.00	\$0.00	\$0.00
Municipal Construction:	\$0.00	\$0.00	\$0.00
Town Bridge:	\$0.00	\$0.00	\$0.00
Bonding:	\$0.00	\$0.00	\$0.00
Other Grants:	\$0.00	\$0.00	\$0.00
State Park:	\$0.00	\$0.00	\$0.00
County Turnback:	\$0.00	\$0.00	\$0.00
Federal:	\$0.00	\$0.00	\$0.00
County - Other Local:	\$0.00	\$4,691.13	\$4,691.13
<b>Total Funding:</b>	<b>\$0.00</b>	<b>\$4,691.13</b>	<b>\$4,691.13</b>



## Redwood County Highway Department

### Statement of Construction Costs

For the Year Ended 12/31/2023

**Project:** SAP 064-610-035    **Alternate Project:**  
**Percent Completed:** 100.00%    **Length:**  
**ROAD NUMBER/TWSP:** CSAH 10  
**LOCATION:** 33-109-38 / 28-109-38  
  
**DESCRIPTION:** 1.5" Bituminous Mill & Overlay CSAH 10  
  
**LETTING DATE:** 7 /5 /2023    **AWARD DATE:** 7 /6 /2023  
**CONTRACTOR:** Duininck, Inc

Construction Costs	Prior Years	Current Year	Total
<b>Contract Payments:</b>	\$0.00	\$295,834.70	\$295,834.70
<b>Construction Engineering:</b>	\$0.00	\$2,182.32	\$2,182.32
<b>Project Engineering:</b>	\$0.00	\$0.00	\$0.00
<b>Permanent ROW:</b>	\$0.00	\$0.00	\$0.00
<b>Temporary ROW:</b>	\$0.00	\$0.00	\$0.00
<b>Utility Relocation:</b>	\$0.00	\$0.00	\$0.00
<b>County Forces:</b>	\$0.00	\$0.00	\$0.00
<b>Other/Overhead Costs:</b>	\$0.00	\$10,121.60	\$10,121.60
<b>Total Project Costs:</b>	\$0.00	\$308,138.62	\$308,138.62

Funding Sources			
<b>Regular Construction:</b>	\$0.00	\$0.00	\$0.00
<b>Municipal Construction:</b>	\$0.00	\$0.00	\$0.00
<b>Town Bridge:</b>	\$0.00	\$0.00	\$0.00
<b>Bonding:</b>	\$0.00	\$0.00	\$0.00
<b>Other Grants:</b>	\$0.00	\$0.00	\$0.00
<b>State Park:</b>	\$0.00	\$0.00	\$0.00
<b>County Turnback:</b>	\$0.00	\$0.00	\$0.00
<b>Federal:</b>	\$0.00	\$0.00	\$0.00
<b>County - Other Local:</b>	\$0.00	\$308,138.62	\$308,138.62
<b>Total Funding:</b>	\$0.00	\$308,138.62	\$308,138.62

## Redwood County Highway Department

### Statement of Construction Costs

For the Year Ended 12/31/2023

**Project:** SAP 064-612-016    **Alternate Project:**  
**Percent Completed:** 100.00%    **Length:**  
**ROAD NUMBER/TWSP:** CSAH 12  
**LOCATION:** 36-112-39 / 31-112-37  
  
**DESCRIPTION:** 1.5" Bituminous Mill & Overlay CSAH 12  
  
**LETTING DATE:** 7 /5 /2023    **AWARD DATE:** 7 /6 /2023  
**CONTRACTOR:** Duininc, Inc

Construction Costs	Prior Years	Current Year	Total
<b>Contract Payments:</b>	\$0.00	\$870,314.67	\$870,314.67
<b>Construction Engineering:</b>	\$0.00	\$8,413.89	\$8,413.89
<b>Project Engineering:</b>	\$0.00	\$1,907.10	\$1,907.10
<b>Permanent ROW:</b>	\$0.00	\$0.00	\$0.00
<b>Temporary ROW:</b>	\$0.00	\$0.00	\$0.00
<b>Utility Relocation:</b>	\$0.00	\$0.00	\$0.00
<b>County Forces:</b>	\$0.00	\$0.00	\$0.00
<b>Other/Overhead Costs:</b>	\$0.00	\$39,151.01	\$39,151.01
<b>Total Project Costs:</b>	\$0.00	\$919,786.67	\$919,786.67

Funding Sources			
<b>Regular Construction:</b>	\$0.00	\$0.00	\$0.00
<b>Municipal Construction:</b>	\$0.00	\$0.00	\$0.00
<b>Town Bridge:</b>	\$0.00	\$0.00	\$0.00
<b>Bonding:</b>	\$0.00	\$0.00	\$0.00
<b>Other Grants:</b>	\$0.00	\$0.00	\$0.00
<b>State Park:</b>	\$0.00	\$0.00	\$0.00
<b>County Turnback:</b>	\$0.00	\$0.00	\$0.00
<b>Federal:</b>	\$0.00	\$0.00	\$0.00
<b>County - Other Local:</b>	\$0.00	\$919,786.67	\$919,786.67
<b>Total Funding:</b>	\$0.00	\$919,786.67	\$919,786.67

**Redwood County Highway Department**

**Statement of Construction Costs**

**For the Year Ended 12/31/2023**

**Project:** SAP 064-613-016 **Alternate Project:**  
**Percent Completed:** 100.00% **Length:** 17.024  
**ROAD NUMBER/TWSP:** CSAH 13  
**LOCATION:** On CSAH 13 Btw So County Line and CSAH 2  
**DESCRIPTION:** Bit Mill, Bit Resurfacing, Agg Shoulders  
**LETTING DATE:** 12/8 /2022 **AWARD DATE:** 12/13/2022  
**CONTRACTOR:** KNIFE RIVER

<b>Construction Costs</b>	<b>Prior Years</b>	<b>Current Year</b>	<b>Total</b>
<b>Contract Payments:</b>	\$0.00	\$3,663,159.95	\$3,663,159.95
<b>Construction Engineering:</b>	\$31,093.47	\$51,718.53	\$82,812.00
<b>Project Engineering:</b>	\$28,685.84	\$12,635.70	\$41,321.54
<b>Permanent ROW:</b>	\$0.00	\$0.00	\$0.00
<b>Temporary ROW:</b>	\$0.00	\$0.00	\$0.00
<b>Utility Relocation:</b>	\$0.00	\$0.00	\$0.00
<b>County Forces:</b>	\$0.00	\$0.00	\$0.00
<b>Other/Overhead Costs:</b>	\$17,056.05	\$20,915.05	\$37,971.10
<b>Total Project Costs:</b>	\$76,835.36	\$3,748,429.23	\$3,825,264.59

<b>Funding Sources</b>			
<b>Regular Construction:</b>	\$0.00	\$78,016.26	\$78,016.26
<b>Municipal Construction:</b>	\$0.00	\$0.00	\$0.00
<b>Town Bridge:</b>	\$0.00	\$0.00	\$0.00
<b>Bonding:</b>	\$0.00	\$0.00	\$0.00
<b>Other Grants:</b>	\$0.00	\$0.00	\$0.00
<b>State Park:</b>	\$0.00	\$0.00	\$0.00
<b>County Turnback:</b>	\$0.00	\$0.00	\$0.00
<b>Federal:</b>	\$0.00	\$0.00	\$0.00
<b>County - Other Local:</b>	\$76,835.36	\$3,670,412.97	\$3,747,248.33
<b>Total Funding:</b>	\$76,835.36	\$3,748,429.23	\$3,825,264.59

**Redwood County Highway Department**

**Statement of Construction Costs**

**For the Year Ended 12/31/2023**

**Project:** SAP 064-613-017 **Alternate Project:**

**Percent Completed:** 100.00% **Length:**

**ROAD NUMBER/TWSP:** CSAH 13

**LOCATION:** CSAH 13

**DESCRIPTION:** REINFORCED CONCRETE PIPE REPLACEMENTS

**LETTING DATE:** 8 /18/2022 **AWARD DATE:** 9 /9 /2022

**CONTRACTOR:** MIDWEST CONTRACTING

<b>Construction Costs</b>	<b>Prior Years</b>	<b>Current Year</b>	<b>Total</b>
<b>Contract Payments:</b>	\$159,269.35	\$640.00	\$159,909.35
<b>Construction Engineering:</b>	\$11,606.14	\$760.03	\$12,366.17
<b>Project Engineering:</b>	(\$11,581.30)	\$0.00	(\$11,581.30)
<b>Permanent ROW:</b>	\$0.00	\$0.00	\$0.00
<b>Temporary ROW:</b>	\$0.00	\$0.00	\$0.00
<b>Utility Relocation:</b>	\$0.00	\$0.00	\$0.00
<b>County Forces:</b>	\$0.00	\$0.00	\$0.00
<b>Other/Overhead Costs:</b>	\$73,269.19	\$38,819.42	\$112,088.61
<b>Total Project Costs:</b>	\$232,563.38	\$40,219.45	\$272,782.83

<b>Funding Sources</b>			
<b>Regular Construction:</b>	\$136,378.20	\$91,762.39	\$228,140.59
<b>Municipal Construction:</b>	\$0.00	\$0.00	\$0.00
<b>Town Bridge:</b>	\$0.00	\$0.00	\$0.00
<b>Bonding:</b>	\$0.00	\$0.00	\$0.00
<b>Other Grants:</b>	\$0.00	\$0.00	\$0.00
<b>State Park:</b>	\$0.00	\$0.00	\$0.00
<b>County Turnback:</b>	\$0.00	\$0.00	\$0.00
<b>Federal:</b>	\$0.00	\$0.00	\$0.00
<b>County - Other Local:</b>	\$96,185.18	(\$51,542.94)	\$44,642.24
<b>Total Funding:</b>	\$232,563.38	\$40,219.45	\$272,782.83

## Redwood County Highway Department

### Statement of Construction Costs

For the Year Ended 12/31/2023

**Project:** SAP 064-616-018    **Alternate Project:**  
**Percent Completed:** 0.00%                      **Length:** .01  
**ROAD NUMBER/TWSP:** CSAH 16  
**LOCATION:** On CSAH 16 3.4 Mi W of Clements  
  
**DESCRIPTION:** Bridge Replacement # 89844  
  
**LETTING DATE:**    **AWARD DATE:**  
**CONTRACTOR:**

Construction Costs	Prior Years	Current Year	Total
<b>Contract Payments:</b>	\$0.00	\$0.00	\$0.00
<b>Construction Engineering:</b>	\$157.47	\$0.00	\$157.47
<b>Project Engineering:</b>	\$13,584.17	\$360.00	\$13,944.17
<b>Permanent ROW:</b>	\$0.00	\$0.00	\$0.00
<b>Temporary ROW:</b>	\$0.00	\$0.00	\$0.00
<b>Utility Relocation:</b>	\$0.00	\$0.00	\$0.00
<b>County Forces:</b>	\$0.00	\$0.00	\$0.00
<b>Other/Overhead Costs:</b>	\$167.50	\$0.00	\$167.50
<b>Total Project Costs:</b>	\$13,909.14	\$360.00	\$14,269.14

Funding Sources	Prior Years	Current Year	Total
<b>Regular Construction:</b>	\$0.00	\$0.00	\$0.00
<b>Municipal Construction:</b>	\$0.00	\$0.00	\$0.00
<b>Town Bridge:</b>	\$0.00	\$0.00	\$0.00
<b>Bonding:</b>	\$0.00	\$0.00	\$0.00
<b>Other Grants:</b>	\$0.00	\$0.00	\$0.00
<b>State Park:</b>	\$0.00	\$0.00	\$0.00
<b>County Turnback:</b>	\$0.00	\$0.00	\$0.00
<b>Federal:</b>	\$0.00	\$0.00	\$0.00
<b>County - Other Local:</b>	\$13,909.14	\$360.00	\$14,269.14
<b>Total Funding:</b>	\$13,909.14	\$360.00	\$14,269.14

**Redwood County Highway Department**

**Statement of Construction Costs**

**For the Year Ended 12/31/2023**

**Project:** SAP 064-616-019 **Alternate Project:**  
**Percent Completed:** 100.00% **Length:**  
**ROAD NUMBER/TWSP:** CSAH 16  
**LOCATION:** 28-111-35 / 25-111-34  
  
**DESCRIPTION:** 1.5" Bituminous Mill & Overlay CSAH 16  
  
**LETTING DATE:** 7 /5 /2023 **AWARD DATE:** 7 /6 /2023  
**CONTRACTOR:** Duinick, Inc

<b>Construction Costs</b>	<b>Prior Years</b>	<b>Current Year</b>	<b>Total</b>
<b>Contract Payments:</b>	\$0.00	\$1,034,655.61	\$1,034,655.61
<b>Construction Engineering:</b>	\$0.00	\$12,786.29	\$12,786.29
<b>Project Engineering:</b>	\$0.00	\$4,941.77	\$4,941.77
<b>Permanent ROW:</b>	\$0.00	\$0.00	\$0.00
<b>Temporary ROW:</b>	\$0.00	\$0.00	\$0.00
<b>Utility Relocation:</b>	\$0.00	\$0.00	\$0.00
<b>County Forces:</b>	\$0.00	\$0.00	\$0.00
<b>Other/Overhead Costs:</b>	\$0.00	\$70,756.20	\$70,756.20
<b>Total Project Costs:</b>	\$0.00	\$1,123,139.87	\$1,123,139.87

**Funding Sources**

<b>Regular Construction:</b>	\$0.00	\$0.00	\$0.00
<b>Municipal Construction:</b>	\$0.00	\$0.00	\$0.00
<b>Town Bridge:</b>	\$0.00	\$0.00	\$0.00
<b>Bonding:</b>	\$0.00	\$0.00	\$0.00
<b>Other Grants:</b>	\$0.00	\$0.00	\$0.00
<b>State Park:</b>	\$0.00	\$0.00	\$0.00
<b>County Turnback:</b>	\$0.00	\$0.00	\$0.00
<b>Federal:</b>	\$0.00	\$0.00	\$0.00
<b>County - Other Local:</b>	\$0.00	\$1,123,139.87	\$1,123,139.87
<b>Total Funding:</b>	\$0.00	\$1,123,139.87	\$1,123,139.87

**Redwood County Highway Department**

**Statement of Construction Costs**

**For the Year Ended 12/31/2023**

**Project:** SAP 064-645-007    **Alternate Project:**  
**Percent Completed:** 0.00%                      **Length:** .01  
**ROAD NUMBER/TWSP:** CSAH 45  
**LOCATION:** On CSAH 45 3.0 Mi SW of Revere  
  
**DESCRIPTION:** Bridge Replacement # 92859  
  
**LETTING DATE:**                                      **AWARD DATE:**  
**CONTRACTOR:**

<b>Construction Costs</b>	<b>Prior Years</b>	<b>Current Year</b>	<b>Total</b>
<b>Contract Payments:</b>	\$0.00	\$0.00	\$0.00
<b>Construction Engineering:</b>	\$393.67	\$337.62	\$731.29
<b>Project Engineering:</b>	\$8,771.87	\$36,008.24	\$44,780.11
<b>Permanent ROW:</b>	\$0.00	\$0.00	\$0.00
<b>Temporary ROW:</b>	\$0.00	\$0.00	\$0.00
<b>Utility Relocation:</b>	\$0.00	\$0.00	\$0.00
<b>County Forces:</b>	\$0.00	\$0.00	\$0.00
<b>Other/Overhead Costs:</b>	\$204.72	\$837.28	\$1,042.00
<b>Total Project Costs:</b>	\$9,370.26	\$37,183.14	\$46,553.40

<b>Funding Sources</b>			
<b>Regular Construction:</b>	\$0.00	\$0.00	\$0.00
<b>Municipal Construction:</b>	\$0.00	\$0.00	\$0.00
<b>Town Bridge:</b>	\$0.00	\$0.00	\$0.00
<b>Bonding:</b>	\$0.00	\$0.00	\$0.00
<b>Other Grants:</b>	\$0.00	\$0.00	\$0.00
<b>State Park:</b>	\$0.00	\$0.00	\$0.00
<b>County Turnback:</b>	\$0.00	\$0.00	\$0.00
<b>Federal:</b>	\$0.00	\$0.00	\$0.00
<b>County - Other Local:</b>	\$9,370.26	\$37,183.14	\$46,553.40
<b>Total Funding:</b>	\$9,370.26	\$37,183.14	\$46,553.40

**Redwood County Highway Department**

**Statement of Construction Costs**

**For the Year Ended 12/31/2023**

**Project:** SAP 064-645-008 **Alternate Project:**  
**Percent Completed:** 100.00% **Length:**  
**ROAD NUMBER/TWSP:** CSAH 45  
**LOCATION:** 32-109-38 / 33-109-38

**DESCRIPTION:** 1.5" Bituminous Mill & Overlay CSAH 45

**LETTING DATE:** 7 /5 /2023 **AWARD DATE:** 7 /6 /2023  
**CONTRACTOR:** Duinick, Inc

<b>Construction Costs</b>	<b>Prior Years</b>	<b>Current Year</b>	<b>Total</b>
<b>Contract Payments:</b>	\$0.00	\$199,176.39	\$199,176.39
<b>Construction Engineering:</b>	\$0.00	\$907.44	\$907.44
<b>Project Engineering:</b>	\$0.00	\$84.41	\$84.41
<b>Permanent ROW:</b>	\$0.00	\$0.00	\$0.00
<b>Temporary ROW:</b>	\$0.00	\$0.00	\$0.00
<b>Utility Relocation:</b>	\$0.00	\$0.00	\$0.00
<b>County Forces:</b>	\$0.00	\$0.00	\$0.00
<b>Other/Overhead Costs:</b>	\$0.00	\$9,883.45	\$9,883.45
<b>Total Project Costs:</b>	\$0.00	\$210,051.69	\$210,051.69

<b>Funding Sources</b>			
<b>Regular Construction:</b>	\$0.00	\$0.00	\$0.00
<b>Municipal Construction:</b>	\$0.00	\$0.00	\$0.00
<b>Town Bridge:</b>	\$0.00	\$0.00	\$0.00
<b>Bonding:</b>	\$0.00	\$0.00	\$0.00
<b>Other Grants:</b>	\$0.00	\$0.00	\$0.00
<b>State Park:</b>	\$0.00	\$0.00	\$0.00
<b>County Turnback:</b>	\$0.00	\$0.00	\$0.00
<b>Federal:</b>	\$0.00	\$0.00	\$0.00
<b>County - Other Local:</b>	\$0.00	\$210,051.69	\$210,051.69
<b>Total Funding:</b>	\$0.00	\$210,051.69	\$210,051.69



## Redwood County Highway Department

### Statement of Construction Costs

For the Year Ended 12/31/2023

**Project:** SP 064-070-009      **Alternate Project:**  
**Percent Completed:** 0.00%      **Length:**  
**ROAD NUMBER/TWSP:** Various Intersections  
**LOCATION:** Various Intersections throughout the County  
  
**DESCRIPTION:** Intersection lighting on various county intersections  
  
**LETTING DATE:** 8 /22/2023      **AWARD DATE:** 9 /5 /2023  
**CONTRACTOR:** Design Electric Inc

Construction Costs	Prior Years	Current Year	Total
<b>Contract Payments:</b>	\$0.00	\$0.00	\$0.00
<b>Construction Engineering:</b>	\$236.19	\$211.03	\$447.22
<b>Project Engineering:</b>	\$6,327.55	\$11,647.48	\$17,975.03
<b>Permanent ROW:</b>	\$0.00	\$0.00	\$0.00
<b>Temporary ROW:</b>	\$0.00	\$0.00	\$0.00
<b>Utility Relocation:</b>	\$0.00	\$250.00	\$250.00
<b>County Forces:</b>	\$0.00	\$0.00	\$0.00
<b>Other/Overhead Costs:</b>	\$111.67	\$309.74	\$421.41
<b>Total Project Costs:</b>	\$6,675.41	\$12,418.25	\$19,093.66

Funding Sources			
<b>Regular Construction:</b>	\$0.00	\$0.00	\$0.00
<b>Municipal Construction:</b>	\$0.00	\$0.00	\$0.00
<b>Town Bridge:</b>	\$0.00	\$0.00	\$0.00
<b>Bonding:</b>	\$0.00	\$0.00	\$0.00
<b>Other Grants:</b>	\$0.00	\$0.00	\$0.00
<b>State Park:</b>	\$0.00	\$0.00	\$0.00
<b>County Turnback:</b>	\$0.00	\$0.00	\$0.00
<b>Federal:</b>	\$0.00	\$0.00	\$0.00
<b>County - Other Local:</b>	\$6,675.41	\$12,418.25	\$19,093.66
<b>Total Funding:</b>	\$6,675.41	\$12,418.25	\$19,093.66

**Redwood County Highway Department**

**Statement of Construction Costs**

**For the Year Ended 12/31/2023**

**Project:** SP 064-070-010    **Alternate Project:**  
**Percent Completed:** 0.00%    **Length:**  
**ROAD NUMBER/TWSP:** Rural Intersection Lighting  
**LOCATION:** Intersection CSAH 24/MN 67  
  
**DESCRIPTION:** Rural Intersection Lighting  
  
**LETTING DATE:** 8 /22/2023    **AWARD DATE:** 9 /5 /2023  
**CONTRACTOR:** Design Electric Inc

<b>Construction Costs</b>	<b>Prior Years</b>	<b>Current Year</b>	<b>Total</b>
<b>Contract Payments:</b>	\$0.00	\$0.00	\$0.00
<b>Construction Engineering:</b>	\$78.73	\$1,097.28	\$1,176.01
<b>Project Engineering:</b>	\$5,989.31	\$3,788.67	\$9,777.98
<b>Permanent ROW:</b>	\$0.00	\$0.00	\$0.00
<b>Temporary ROW:</b>	\$0.00	\$0.00	\$0.00
<b>Utility Relocation:</b>	\$0.00	\$250.00	\$250.00
<b>County Forces:</b>	\$0.00	\$0.00	\$0.00
<b>Other/Overhead Costs:</b>	\$334.97	\$824.74	\$1,159.71
<b>Total Project Costs:</b>	<b>\$6,403.01</b>	<b>\$5,960.69</b>	<b>\$12,363.70</b>

<b>Funding Sources</b>			
<b>Regular Construction:</b>	\$0.00	\$0.00	\$0.00
<b>Municipal Construction:</b>	\$0.00	\$0.00	\$0.00
<b>Town Bridge:</b>	\$0.00	\$0.00	\$0.00
<b>Bonding:</b>	\$0.00	\$0.00	\$0.00
<b>Other Grants:</b>	\$0.00	\$0.00	\$0.00
<b>State Park:</b>	\$0.00	\$0.00	\$0.00
<b>County Turnback:</b>	\$0.00	\$0.00	\$0.00
<b>Federal:</b>	\$0.00	\$0.00	\$0.00
<b>County - Other Local:</b>	\$6,403.01	\$5,960.69	\$12,363.70
<b>Total Funding:</b>	<b>\$6,403.01</b>	<b>\$5,960.69</b>	<b>\$12,363.70</b>

## Redwood County Highway Department

### Statement of Construction Costs

For the Year Ended 12/31/2023

**Project:** SP 064-601-014    **Alternate Project:**  
**Percent Completed:** 99.99%    **Length:** 2  
**ROAD NUMBER/TWSP:** CSAH 1  
**LOCATION:** CSAH 1 Btw TH 67 and TH 19/71  
  
**DESCRIPTION:** Bit Overlay, Aggregate Shoulders  
  
**LETTING DATE:** 1 /31/2022    **AWARD DATE:** 3 /1 /2022  
**CONTRACTOR:** Central Specialties

Construction Costs	Prior Years	Current Year	Total
<b>Contract Payments:</b>	\$1,090,049.23	\$0.00	\$1,090,049.23
<b>Construction Engineering:</b>	\$28,413.46	\$3,718.73	\$32,132.19
<b>Project Engineering:</b>	\$47,238.26	\$1,889.50	\$49,127.76
<b>Permanent ROW:</b>	\$0.00	\$0.00	\$0.00
<b>Temporary ROW:</b>	\$22.71	\$0.00	\$22.71
<b>Utility Relocation:</b>	\$0.00	\$0.00	\$0.00
<b>County Forces:</b>	\$0.00	\$0.00	\$0.00
<b>Other/Overhead Costs:</b>	\$13,335.07	\$1,605.49	\$14,940.56
<b>Total Project Costs:</b>	<b>\$1,179,058.73</b>	<b>\$7,213.72</b>	<b>\$1,186,272.45</b>

Funding Sources			
<b>Regular Construction:</b>	\$0.00	\$0.00	\$0.00
<b>Municipal Construction:</b>	\$0.00	\$0.00	\$0.00
<b>Town Bridge:</b>	\$0.00	\$0.00	\$0.00
<b>Bonding:</b>	\$0.00	\$0.00	\$0.00
<b>Other Grants:</b>	\$0.00	\$0.00	\$0.00
<b>State Park:</b>	\$0.00	\$0.00	\$0.00
<b>County Turnback:</b>	\$0.00	\$0.00	\$0.00
<b>Federal:</b>	\$754,097.57	\$109,221.42	\$863,318.99
<b>County - Other Local:</b>	\$424,961.16	(\$102,007.70)	\$322,953.46
<b>Total Funding:</b>	<b>\$1,179,058.73</b>	<b>\$7,213.72</b>	<b>\$1,186,272.45</b>

## Redwood County Highway Department

### Statement of Construction Costs

For the Year Ended 12/31/2023

**Project:** SP 064-605-030    **Alternate Project:**  
**Percent Completed:** 100.00%    **Length:**  
**ROAD NUMBER/TWSP:** CSAH 5  
**LOCATION:** ON CSAH 5  
  
**DESCRIPTION:** BRIDGE REPLACEMENT AND APPROACHES  
  
**LETTING DATE:** 5 /29/2019    **AWARD DATE:** 6 /4 /2019  
**CONTRACTOR:** M & K Bridge Construction

Construction Costs	Prior Years	Current Year	Total
<b>Contract Payments:</b>	\$598,187.20	\$0.00	\$598,187.20
<b>Construction Engineering:</b>	\$26,509.32	\$0.00	\$26,509.32
<b>Project Engineering:</b>	\$17,102.37	\$0.00	\$17,102.37
<b>Permanent ROW:</b>	\$0.00	\$0.00	\$0.00
<b>Temporary ROW:</b>	\$0.00	\$0.00	\$0.00
<b>Utility Relocation:</b>	\$0.00	\$0.00	\$0.00
<b>County Forces:</b>	\$15,263.92	\$0.00	\$15,263.92
<b>Other/Overhead Costs:</b>	\$10,030.15	\$0.00	\$10,030.15
<b>Total Project Costs:</b>	\$667,092.96	\$0.00	\$667,092.96

Funding Sources			
<b>Regular Construction:</b>	\$119,637.44	(\$38,544.85)	\$81,092.59
<b>Municipal Construction:</b>	\$0.00	\$0.00	\$0.00
<b>Town Bridge:</b>	\$0.00	\$0.00	\$0.00
<b>Bonding:</b>	\$0.00	\$0.00	\$0.00
<b>Other Grants:</b>	\$0.00	\$0.00	\$0.00
<b>State Park:</b>	\$0.00	\$0.00	\$0.00
<b>County Turnback:</b>	\$0.00	\$0.00	\$0.00
<b>Federal:</b>	\$478,549.76	\$0.00	\$478,549.76
<b>County - Other Local:</b>	\$68,905.76	\$38,544.85	\$107,450.61
<b>Total Funding:</b>	\$667,092.96	\$0.00	\$667,092.96

## Redwood County Highway Department

### Statement of Construction Costs

For the Year Ended 12/31/2023

**Project:** SP 064-620-011      **Alternate Project:**  
**Percent Completed:** 0.00%      **Length:**  
**ROAD NUMBER/TWSP:** CSAH 20  
**LOCATION:** From 1500' West of Existing Bridge 1195 To 1500' East of Existing Bridge 1195, 1 miles East from Tracy.  
**DESCRIPTION:** Bridge Replacement 1195  
  
**LETTING DATE:**      **AWARD DATE:**  
**CONTRACTOR:**

Construction Costs	Prior Years	Current Year	Total
<b>Contract Payments:</b>	\$0.00	\$0.00	\$0.00
<b>Construction Engineering:</b>	\$0.00	\$0.00	\$0.00
<b>Project Engineering:</b>	\$0.00	\$253.23	\$253.23
<b>Permanent ROW:</b>	\$0.00	\$0.00	\$0.00
<b>Temporary ROW:</b>	\$0.00	\$0.00	\$0.00
<b>Utility Relocation:</b>	\$0.00	\$0.00	\$0.00
<b>County Forces:</b>	\$0.00	\$0.00	\$0.00
<b>Other/Overhead Costs:</b>	\$0.00	\$109.33	\$109.33
<b>Total Project Costs:</b>	\$0.00	\$362.56	\$362.56

#### Funding Sources

<b>Regular Construction:</b>	\$0.00	\$0.00	\$0.00
<b>Municipal Construction:</b>	\$0.00	\$0.00	\$0.00
<b>Town Bridge:</b>	\$0.00	\$0.00	\$0.00
<b>Bonding:</b>	\$0.00	\$0.00	\$0.00
<b>Other Grants:</b>	\$0.00	\$0.00	\$0.00
<b>State Park:</b>	\$0.00	\$0.00	\$0.00
<b>County Turnback:</b>	\$0.00	\$0.00	\$0.00
<b>Federal:</b>	\$0.00	\$0.00	\$0.00
<b>County - Other Local:</b>	\$0.00	\$362.56	\$362.56
<b>Total Funding:</b>	\$0.00	\$362.56	\$362.56

**Redwood County Highway Department**

**Statement of Construction Costs**

**For the Year Ended 12/31/2023**

**Project:** SP 064-624-006      **Alternate Project:**  
**Percent Completed:** 98.65%      **Length:** 4.977  
**ROAD NUMBER/TWSP:** CSAH 24  
**LOCATION:** On CSAH 24 Btw MN 67 and CSAH 2  
  
**DESCRIPTION:** Full Depth Reclamation, Bit Overlay, Agg Shlds & Striping  
  
**LETTING DATE:** 1 /31/2022      **AWARD DATE:** 3 /1 /2022  
**CONTRACTOR:** Central Specialties

<b>Construction Costs</b>	<b>Prior Years</b>	<b>Current Year</b>	<b>Total</b>
<b>Contract Payments:</b>	\$3,188,740.69	\$0.00	\$3,188,740.69
<b>Construction Engineering:</b>	\$45,051.54	\$4,203.61	\$49,255.15
<b>Project Engineering:</b>	\$97,549.21	\$1,889.50	\$99,438.71
<b>Permanent ROW:</b>	\$0.00	\$0.00	\$0.00
<b>Temporary ROW:</b>	\$0.00	\$0.00	\$0.00
<b>Utility Relocation:</b>	\$0.00	\$0.00	\$0.00
<b>County Forces:</b>	\$0.00	\$0.00	\$0.00
<b>Other/Overhead Costs:</b>	\$20,170.64	\$1,814.83	\$21,985.47
<b>Total Project Costs:</b>	\$3,351,512.08	\$7,907.94	\$3,359,420.02

<b>Funding Sources</b>			
<b>Regular Construction:</b>	\$0.00	\$0.00	\$0.00
<b>Municipal Construction:</b>	\$0.00	\$0.00	\$0.00
<b>Town Bridge:</b>	\$0.00	\$0.00	\$0.00
<b>Bonding:</b>	\$0.00	\$0.00	\$0.00
<b>Other Grants:</b>	\$0.00	\$0.00	\$0.00
<b>State Park:</b>	\$0.00	\$0.00	\$0.00
<b>County Turnback:</b>	\$0.00	\$0.00	\$0.00
<b>Federal:</b>	\$2,300,900.95	\$224,581.67	\$2,525,482.62
<b>County - Other Local:</b>	\$1,050,611.13	(\$216,673.73)	\$833,937.40
<b>Total Funding:</b>	\$3,351,512.08	\$7,907.94	\$3,359,420.02

**Redwood County Highway Department**  
**Summary of Construction Costs**  
**For the Year Ended 12/31/2023**  
**County State Aid Highway System – Municipal Construction**

**No Projects**

## Redwood County Highway Department

### Summary of Construction Costs

For the Year Ended 12/31/2023

#### County Highway Construction

Project	Contract Payments	Engineering	ROW	Utility Relocation	Force	Other Costs	Total Costs
CP 000-000-023	\$94,800.08	\$1,509.21	\$0.00	\$0.00	\$0.00	\$651.56	\$96,960.85
CP 000-002-278	\$0.00	\$15,983.67	\$0.00	\$0.00	\$0.00	\$6,900.63	\$22,884.30
SAP 064-598-027	\$25,780.22	\$550.74	\$0.00	\$0.00	\$0.00	\$237.77	\$26,568.73
SAP 064-598-028	\$401,564.36	\$7,725.00	\$2,826.25	\$0.00	\$0.00	\$1,616.28	\$413,731.89
SAP 064-598-029	\$309,405.72	\$13,658.80	\$1,093.10	\$0.00	\$0.00	\$3,516.42	\$327,674.04
SAP 064-598-030	\$0.00	\$337.62	\$0.00	\$0.00	\$0.00	\$145.75	\$483.37
SAP 064-598-031	\$0.00	\$2,351.31	\$0.00	\$0.00	\$0.00	\$72.88	\$2,424.19
Construction Total:	\$831,550.38	\$42,116.35	\$3,919.35	\$0.00	\$0.00	\$13,141.29	\$890,727.37



## Redwood County Highway Department

### Statement of Construction Costs

For the Year Ended 12/31/2023

**Project:** CP 000-000-023    **Alternate Project:** CMP-23-PM  
**Percent Completed:** 99.99%    **Length:**  
**ROAD NUMBER/TWSP:** Various Roads in Redwood County  
**LOCATION:** Various Roads in Redwood County  
  
**DESCRIPTION:** Reflectorized Pavement Markings 2023  
  
**LETTING DATE:** 5 /2 /2023    **AWARD DATE:** 5 /16/2023  
**CONTRACTOR:** Fahrner Asphalt Sealers

Construction Costs	Prior Years	Current Year	Total
<b>Contract Payments:</b>	\$0.00	\$94,800.08	\$94,800.08
<b>Construction Engineering:</b>	\$0.00	\$0.00	\$0.00
<b>Project Engineering:</b>	\$0.00	\$1,509.21	\$1,509.21
<b>Permanent ROW:</b>	\$0.00	\$0.00	\$0.00
<b>Temporary ROW:</b>	\$0.00	\$0.00	\$0.00
<b>Utility Relocation:</b>	\$0.00	\$0.00	\$0.00
<b>County Forces:</b>	\$0.00	\$0.00	\$0.00
<b>Other/Overhead Costs:</b>	\$0.00	\$651.56	\$651.56
<b>Total Project Costs:</b>	\$0.00	\$96,960.85	\$96,960.85

Funding Sources			
<b>Regular Construction:</b>	\$0.00	\$0.00	\$0.00
<b>Municipal Construction:</b>	\$0.00	\$0.00	\$0.00
<b>Town Bridge:</b>	\$0.00	\$0.00	\$0.00
<b>Bonding:</b>	\$0.00	\$0.00	\$0.00
<b>Other Grants:</b>	\$0.00	\$0.00	\$0.00
<b>State Park:</b>	\$0.00	\$0.00	\$0.00
<b>County Turnback:</b>	\$0.00	\$0.00	\$0.00
<b>Federal:</b>	\$0.00	\$0.00	\$0.00
<b>County - Other Local:</b>	\$0.00	\$96,960.85	\$96,960.85
<b>Total Funding:</b>	\$0.00	\$96,960.85	\$96,960.85

**Redwood County Highway Department**

**Statement of Construction Costs**

**For the Year Ended 12/31/2023**

**Project:** CP 000-002-278 **Alternate Project:**  
**Percent Completed:** 0.00% **Length:**  
**ROAD NUMBER/TWSP:** CR 78  
**LOCATION:** CR 78

**DESCRIPTION:** 2022 CR78 Flood Damage Repair

**LETTING DATE:** **AWARD DATE:**  
**CONTRACTOR:**

Construction Costs	Prior Years	Current Year	Total
Contract Payments:	\$0.00	\$0.00	\$0.00
Construction Engineering:	\$5,837.96	\$183.58	\$6,021.54
Project Engineering:	\$23,126.91	\$15,800.09	\$38,927.00
Permanent ROW:	\$0.00	\$0.00	\$0.00
Temporary ROW:	\$0.00	\$0.00	\$0.00
Utility Relocation:	\$0.00	\$0.00	\$0.00
County Forces:	\$0.00	\$0.00	\$0.00
Other/Overhead Costs:	\$5,650.95	\$6,900.63	\$12,551.58
<b>Total Project Costs:</b>	<b>\$34,615.82</b>	<b>\$22,884.30</b>	<b>\$57,500.12</b>

Funding Sources			
Regular Construction:	\$0.00	\$0.00	\$0.00
Municipal Construction:	\$0.00	\$0.00	\$0.00
Town Bridge:	\$0.00	\$0.00	\$0.00
Bonding:	\$0.00	\$0.00	\$0.00
Other Grants:	\$0.00	\$0.00	\$0.00
State Park:	\$0.00	\$0.00	\$0.00
County Turnback:	\$0.00	\$0.00	\$0.00
Federal:	\$0.00	\$0.00	\$0.00
County - Other Local:	\$34,615.82	\$22,884.30	\$57,500.12
<b>Total Funding:</b>	<b>\$34,615.82</b>	<b>\$22,884.30</b>	<b>\$57,500.12</b>

## Redwood County Highway Department

### Statement of Construction Costs

For the Year Ended 12/31/2023

**Project:** SAP 064-598-027    **Alternate Project:**  
**Percent Completed:** 99.53%                      **Length:** .1  
**ROAD NUMBER/TWSP:** Co Rd 75  
**LOCATION:** On Co Rd 75 between the South County Line and CSAH 20  
  
**DESCRIPTION:** Bridge Replacement Old Br 89903  
  
**LETTING DATE:** 3 /10/2022                      **AWARD DATE:** 4 /5 /2022  
**CONTRACTOR:** R & G Construction

Construction Costs	Prior Years	Current Year	Total
<b>Contract Payments:</b>	\$416,340.68	\$25,780.22	\$442,120.90
<b>Construction Engineering:</b>	\$3,319.60	\$183.58	\$3,503.18
<b>Project Engineering:</b>	\$32,006.97	\$367.16	\$32,374.13
<b>Permanent ROW:</b>	\$1,072.70	\$0.00	\$1,072.70
<b>Temporary ROW:</b>	\$121.99	\$0.00	\$121.99
<b>Utility Relocation:</b>	\$0.00	\$0.00	\$0.00
<b>County Forces:</b>	\$0.00	\$0.00	\$0.00
<b>Other/Overhead Costs:</b>	\$2,600.71	\$237.77	\$2,838.48
<b>Total Project Costs:</b>	<b>\$455,462.65</b>	<b>\$26,568.73</b>	<b>\$482,031.38</b>

Funding Sources			
<b>Regular Construction:</b>	\$0.00	\$0.00	\$0.00
<b>Municipal Construction:</b>	\$0.00	\$0.00	\$0.00
<b>Town Bridge:</b>	\$0.00	\$0.00	\$0.00
<b>Bonding:</b>	\$366,916.87	\$19,774.86	\$386,691.73
<b>Other Grants:</b>	\$0.00	\$0.00	\$0.00
<b>State Park:</b>	\$0.00	\$0.00	\$0.00
<b>County Turnback:</b>	\$0.00	\$0.00	\$0.00
<b>Federal:</b>	\$0.00	\$0.00	\$0.00
<b>County - Other Local:</b>	\$88,545.78	\$6,793.87	\$95,339.65
<b>Total Funding:</b>	<b>\$455,462.65</b>	<b>\$26,568.73</b>	<b>\$482,031.38</b>

## Redwood County Highway Department

### Statement of Construction Costs

For the Year Ended 12/31/2023

**Project:** SAP 064-598-028    **Alternate Project:**  
**Percent Completed:** 98.00%    **Length:** .1  
**ROAD NUMBER/TWSP:** CR 68  
**LOCATION:** On CR 68 btw CSAH 18 and CSAH 2  
  
**DESCRIPTION:** Bridge Replacement Old BR #89893  
  
**LETTING DATE:** 3 /10/2022    **AWARD DATE:** 4 /5 /2022  
**CONTRACTOR:** R & G Construction

Construction Costs	Prior Years	Current Year	Total
<b>Contract Payments:</b>	\$0.00	\$401,564.36	\$401,564.36
<b>Construction Engineering:</b>	\$541.45	\$3,743.73	\$4,285.18
<b>Project Engineering:</b>	\$19,945.60	\$3,981.27	\$23,926.87
<b>Permanent ROW:</b>	\$0.00	\$2,826.25	\$2,826.25
<b>Temporary ROW:</b>	\$0.00	\$0.00	\$0.00
<b>Utility Relocation:</b>	\$0.00	\$0.00	\$0.00
<b>County Forces:</b>	\$0.00	\$0.00	\$0.00
<b>Other/Overhead Costs:</b>	\$491.73	\$1,616.28	\$2,108.01
<b>Total Project Costs:</b>	<b>\$20,978.78</b>	<b>\$413,731.89</b>	<b>\$434,710.67</b>

Funding Sources			
<b>Regular Construction:</b>	\$0.00	\$0.00	\$0.00
<b>Municipal Construction:</b>	\$0.00	\$0.00	\$0.00
<b>Town Bridge:</b>	\$0.00	\$0.00	\$0.00
<b>Bonding:</b>	\$0.00	\$287,733.44	\$287,733.44
<b>Other Grants:</b>	\$0.00	\$0.00	\$0.00
<b>State Park:</b>	\$0.00	\$0.00	\$0.00
<b>County Turnback:</b>	\$0.00	\$0.00	\$0.00
<b>Federal:</b>	\$0.00	\$0.00	\$0.00
<b>County - Other Local:</b>	\$20,978.78	\$125,998.45	\$146,977.23
<b>Total Funding:</b>	<b>\$20,978.78</b>	<b>\$413,731.89</b>	<b>\$434,710.67</b>

**Redwood County Highway Department**

**Statement of Construction Costs**

**For the Year Ended 12/31/2023**

**Project:** SAP 064-598-029 **Alternate Project:**  
**Percent Completed:** 93.78% **Length:** .1  
**ROAD NUMBER/TWSP:** CR 52  
**LOCATION:** On CR 52 btw CR 75 and CSAH 5  
**DESCRIPTION:** Bridge Replacement Old BR # 93246  
**LETTING DATE:** 3 /10/2022 **AWARD DATE:** 4 /5 /2022  
**CONTRACTOR:** R & G Construction

<b>Construction Costs</b>	<b>Prior Years</b>	<b>Current Year</b>	<b>Total</b>
<b>Contract Payments:</b>	\$0.00	\$309,405.72	\$309,405.72
<b>Construction Engineering:</b>	\$503.72	\$8,615.85	\$9,119.57
<b>Project Engineering:</b>	\$22,200.10	\$5,042.95	\$27,243.05
<b>Permanent ROW:</b>	\$0.00	\$1,093.10	\$1,093.10
<b>Temporary ROW:</b>	\$0.00	\$0.00	\$0.00
<b>Utility Relocation:</b>	\$0.00	\$0.00	\$0.00
<b>County Forces:</b>	\$0.00	\$0.00	\$0.00
<b>Other/Overhead Costs:</b>	\$281.29	\$3,516.42	\$3,797.71
<b>Total Project Costs:</b>	\$22,985.11	\$327,674.04	\$350,659.15

<b>Funding Sources</b>			
<b>Regular Construction:</b>	\$0.00	\$0.00	\$0.00
<b>Municipal Construction:</b>	\$0.00	\$0.00	\$0.00
<b>Town Bridge:</b>	\$0.00	\$0.00	\$0.00
<b>Bonding:</b>	\$0.00	\$258,367.03	\$258,367.03
<b>Other Grants:</b>	\$0.00	\$0.00	\$0.00
<b>State Park:</b>	\$0.00	\$0.00	\$0.00
<b>County Turnback:</b>	\$0.00	\$0.00	\$0.00
<b>Federal:</b>	\$0.00	\$0.00	\$0.00
<b>County - Other Local:</b>	\$22,985.11	\$69,307.01	\$92,292.12
<b>Total Funding:</b>	\$22,985.11	\$327,674.04	\$350,659.15

**Redwood County Highway Department**

**Statement of Construction Costs**

**For the Year Ended 12/31/2023**

**Project:** SAP 064-598-030 **Alternate Project:**  
**Percent Completed:** 0.00% **Length:** .01  
**ROAD NUMBER/TWSP:** Co Rd 71  
**LOCATION:** On CR 71 4.3 Mi NE of Tracy  
**DESCRIPTION:** Bridge Replacement # 93245  
**LETTING DATE:** **AWARD DATE:**  
**CONTRACTOR:**

<b>Construction Costs</b>	<b>Prior Years</b>	<b>Current Year</b>	<b>Total</b>
<b>Contract Payments:</b>	\$0.00	\$0.00	\$0.00
<b>Construction Engineering:</b>	\$78.73	\$0.00	\$78.73
<b>Project Engineering:</b>	\$19,727.52	\$337.62	\$20,065.14
<b>Permanent ROW:</b>	\$0.00	\$0.00	\$0.00
<b>Temporary ROW:</b>	\$0.00	\$0.00	\$0.00
<b>Utility Relocation:</b>	\$0.00	\$0.00	\$0.00
<b>County Forces:</b>	\$0.00	\$0.00	\$0.00
<b>Other/Overhead Costs:</b>	\$137.23	\$145.75	\$282.98
<b>Total Project Costs:</b>	\$19,943.48	\$483.37	\$20,426.85

<b>Funding Sources</b>			
<b>Regular Construction:</b>	\$0.00	\$0.00	\$0.00
<b>Municipal Construction:</b>	\$0.00	\$0.00	\$0.00
<b>Town Bridge:</b>	\$0.00	\$0.00	\$0.00
<b>Bonding:</b>	\$0.00	\$0.00	\$0.00
<b>Other Grants:</b>	\$0.00	\$0.00	\$0.00
<b>State Park:</b>	\$0.00	\$0.00	\$0.00
<b>County Turnback:</b>	\$0.00	\$0.00	\$0.00
<b>Federal:</b>	\$0.00	\$0.00	\$0.00
<b>County - Other Local:</b>	\$19,943.48	\$483.37	\$20,426.85
<b>Total Funding:</b>	\$19,943.48	\$483.37	\$20,426.85

## Redwood County Highway Department

### Statement of Construction Costs

For the Year Ended 12/31/2023

**Project:** SAP 064-598-031    **Alternate Project:**  
**Percent Completed:** 0.00%                      **Length:** .01  
**ROAD NUMBER/TWSP:** Co Rd 57  
**LOCATION:** On CR 57 2.2 Mi NE of Milroy  
  
**DESCRIPTION:** Bridge Replacement # 89872  
  
**LETTING DATE:**                                      **AWARD DATE:**  
**CONTRACTOR:**

Construction Costs	Prior Years	Current Year	Total
<b>Contract Payments:</b>	\$0.00	\$0.00	\$0.00
<b>Construction Engineering:</b>	\$118.11	\$168.81	\$286.92
<b>Project Engineering:</b>	\$17,892.50	\$2,182.50	\$20,075.00
<b>Permanent ROW:</b>	\$0.00	\$0.00	\$0.00
<b>Temporary ROW:</b>	\$0.00	\$0.00	\$0.00
<b>Utility Relocation:</b>	\$0.00	\$0.00	\$0.00
<b>County Forces:</b>	\$0.00	\$0.00	\$0.00
<b>Other/Overhead Costs:</b>	\$55.83	\$72.88	\$128.71
<b>Total Project Costs:</b>	<b>\$18,066.44</b>	<b>\$2,424.19</b>	<b>\$20,490.63</b>

Funding Sources			
<b>Regular Construction:</b>	\$0.00	\$0.00	\$0.00
<b>Municipal Construction:</b>	\$0.00	\$0.00	\$0.00
<b>Town Bridge:</b>	\$0.00	\$0.00	\$0.00
<b>Bonding:</b>	\$0.00	\$0.00	\$0.00
<b>Other Grants:</b>	\$0.00	\$0.00	\$0.00
<b>State Park:</b>	\$0.00	\$0.00	\$0.00
<b>County Turnback:</b>	\$0.00	\$0.00	\$0.00
<b>Federal:</b>	\$0.00	\$0.00	\$0.00
<b>County - Other Local:</b>	\$18,066.44	\$2,424.19	\$20,490.63
<b>Total Funding:</b>	<b>\$18,066.44</b>	<b>\$2,424.19</b>	<b>\$20,490.63</b>

## Redwood County Highway Department

### Summary of Construction Costs

For the Year Ended 12/31/2023

#### Bridge Construction

Project	Contract Payments	Engineering	ROW	Utility Relocation	Force	Other Costs	Total Costs
SAP 064-598-032	\$392,563.80	\$92,150.86	\$0.00	\$0.00	\$0.00	\$14,912.71	\$499,627.37
SAP 064-598-033	\$0.00	\$16,341.09	\$0.00	\$0.00	\$0.00	\$0.00	\$16,341.09
SAP 064-598-034	\$0.00	\$17,034.49	\$0.00	\$0.00	\$0.00	\$72.88	\$17,107.37
SAP 064-598-035	\$0.00	\$5,097.50	\$0.00	\$0.00	\$0.00	\$0.00	\$5,097.50
SAP 064-599-113	\$899.98	\$4,792.25	\$0.00	\$0.00	\$0.00	\$2,068.96	\$7,761.19
SAP 064-599-117	\$748,611.38	\$59,017.33	\$0.00	\$0.00	\$0.00	\$21,540.47	\$829,169.18
SAP 064-599-120	\$0.01	\$0.00	\$0.00	\$0.00	\$0.00	\$0.00	\$0.01
SAP 064-599-121	\$536,851.50	\$25,811.47	\$0.00	\$0.00	\$0.00	\$7,417.46	\$570,080.43
SAP 064-599-123	\$527,340.59	\$24,614.87	\$0.00	\$0.00	\$0.00	\$6,654.19	\$558,609.65
SAP 064-599-124	\$0.00	\$7,882.07	\$0.00	\$0.00	\$0.00	\$0.00	\$7,882.07
SAP 064-599-125	\$335,162.37	\$24,695.15	\$0.00	\$0.00	\$0.00	\$4,398.79	\$364,256.31
SAP 064-599-126	\$0.00	\$2,072.50	\$0.00	\$0.00	\$0.00	\$0.00	\$2,072.50
SAP 064-599-127	\$0.00	\$7,097.60	\$0.00	\$0.00	\$0.00	\$0.00	\$7,097.60
SAP 064-599-128	\$0.00	\$538.50	\$0.00	\$0.00	\$0.00	\$0.00	\$538.50
SAP 064-599-129	\$0.00	\$21,436.62	\$0.00	\$0.00	\$0.00	\$145.75	\$21,582.37
SAP 064-599-130	\$278,428.41	\$7,882.53	\$0.00	\$0.00	\$0.00	\$1,780.83	\$288,091.77
SAP 064-599-131	\$0.00	\$21,536.79	\$0.00	\$0.00	\$0.00	\$0.00	\$21,536.79
SAP 064-599-132	\$0.00	\$19,407.67	\$0.00	\$0.00	\$0.00	\$109.33	\$19,517.00
SAP 064-599-133	\$0.00	\$7,861.19	\$0.00	\$0.00	\$0.00	\$0.00	\$7,861.19
SAP 064-599-134	\$366,059.25	\$23,751.84	\$0.00	\$0.00	\$0.00	\$3,584.32	\$393,395.41
SAP 064-599-135	\$0.00	\$6,693.76	\$0.00	\$0.00	\$0.00	\$0.00	\$6,693.76
SAP 064-599-136	\$0.00	\$6,641.79	\$0.00	\$0.00	\$0.00	\$0.00	\$6,641.79
SAP 064-599-137	\$0.00	\$11,254.57	\$0.00	\$0.00	\$0.00	\$291.53	\$11,546.10
SAP 064-599-138	\$0.00	\$14,180.74	\$0.00	\$0.00	\$0.00	\$0.00	\$14,180.74
SAP 064-599-139	\$0.00	\$18,372.48	\$0.00	\$0.00	\$0.00	\$400.85	\$18,773.33
SAP 064-599-140	\$0.00	\$9,584.23	\$0.00	\$0.00	\$0.00	\$0.00	\$9,584.23
SAP 064-599-141	\$0.00	\$10,030.59	\$0.00	\$0.00	\$0.00	\$0.00	\$10,030.59
SAP 064-599-142	\$0.00	\$12,355.51	\$0.00	\$0.00	\$0.00	\$0.00	\$12,355.51
SAP 064-599-143	\$0.00	\$6,238.66	\$0.00	\$0.00	\$0.00	\$0.00	\$6,238.66
SAP 064-599-144	\$0.00	\$5,472.55	\$0.00	\$0.00	\$0.00	\$0.00	\$5,472.55
SAP 064-605-036	\$0.00	\$4,595.91	\$0.00	\$0.00	\$0.00	\$356.36	\$4,952.27
SAP 064-617-032	\$0.00	\$43,505.68	\$0.00	\$0.00	\$0.00	\$1,947.43	\$45,453.11
<b>Construction Total:</b>	<b>\$3,185,917.29</b>	<b>\$537,948.79</b>	<b>\$0.00</b>	<b>\$0.00</b>	<b>\$0.00</b>	<b>\$65,681.86</b>	<b>\$3,789,547.94</b>



**Redwood County Highway Department**

**Statement of Construction Costs**

**For the Year Ended 12/31/2023**

**Project:** SAP 064-598-032 **Alternate Project:**  
**Percent Completed:** 52.38% **Length:**  
**ROAD NUMBER/TWSP:** CR 51  
**LOCATION:** CR 51 1 mi. So. CSAH 30  
**DESCRIPTION:** Bridge Replacement  
**LETTING DATE:** 9 /18/2023 **AWARD DATE:** 10/3 /2023  
**CONTRACTOR:** Everstrong Construction

<b>Construction Costs</b>	<b>Prior Years</b>	<b>Current Year</b>	<b>Total</b>
<b>Contract Payments:</b>	\$0.00	\$392,563.80	\$392,563.80
<b>Construction Engineering:</b>	\$393.66	\$37,025.71	\$37,419.37
<b>Project Engineering:</b>	\$46,904.87	\$55,125.15	\$102,030.02
<b>Permanent ROW:</b>	\$0.00	\$0.00	\$0.00
<b>Temporary ROW:</b>	\$0.00	\$0.00	\$0.00
<b>Utility Relocation:</b>	\$0.00	\$0.00	\$0.00
<b>County Forces:</b>	\$0.00	\$0.00	\$0.00
<b>Other/Overhead Costs:</b>	\$812.36	\$14,912.71	\$15,725.07
<b>Total Project Costs:</b>	\$48,110.89	\$499,627.37	\$547,738.26

<b>Funding Sources</b>			
<b>Regular Construction:</b>	\$0.00	\$0.00	\$0.00
<b>Municipal Construction:</b>	\$0.00	\$0.00	\$0.00
<b>Town Bridge:</b>	\$0.00	\$0.00	\$0.00
<b>Bonding:</b>	\$0.00	\$0.00	\$0.00
<b>Other Grants:</b>	\$0.00	\$0.00	\$0.00
<b>State Park:</b>	\$0.00	\$0.00	\$0.00
<b>County Turnback:</b>	\$0.00	\$0.00	\$0.00
<b>Federal:</b>	\$0.00	\$0.00	\$0.00
<b>County - Other Local:</b>	\$48,110.89	\$499,627.37	\$547,738.26
<b>Total Funding:</b>	\$48,110.89	\$499,627.37	\$547,738.26

**Redwood County Highway Department**

**Statement of Construction Costs**

**For the Year Ended 12/31/2023**

**Project:** SAP 064-598-033 **Alternate Project:**

**Percent Completed:** 0.00% **Length:**

**ROAD NUMBER/TWSP:**

**LOCATION:** Bridge Replacement L92230

**DESCRIPTION:** From 250th St to 260th St, 2 miles West from Milory, MN

**LETTING DATE:** **AWARD DATE:**

**CONTRACTOR:**

<b>Construction Costs</b>	<b>Prior Years</b>	<b>Current Year</b>	<b>Total</b>
<b>Contract Payments:</b>	\$0.00	\$0.00	\$0.00
<b>Construction Engineering:</b>	\$0.00	\$0.00	\$0.00
<b>Project Engineering:</b>	\$0.00	\$16,341.09	\$16,341.09
<b>Permanent ROW:</b>	\$0.00	\$0.00	\$0.00
<b>Temporary ROW:</b>	\$0.00	\$0.00	\$0.00
<b>Utility Relocation:</b>	\$0.00	\$0.00	\$0.00
<b>County Forces:</b>	\$0.00	\$0.00	\$0.00
<b>Other/Overhead Costs:</b>	\$0.00	\$0.00	\$0.00
<b>Total Project Costs:</b>	\$0.00	\$16,341.09	\$16,341.09

<b>Funding Sources</b>			
<b>Regular Construction:</b>	\$0.00	\$0.00	\$0.00
<b>Municipal Construction:</b>	\$0.00	\$0.00	\$0.00
<b>Town Bridge:</b>	\$0.00	\$0.00	\$0.00
<b>Bonding:</b>	\$0.00	\$0.00	\$0.00
<b>Other Grants:</b>	\$0.00	\$0.00	\$0.00
<b>State Park:</b>	\$0.00	\$0.00	\$0.00
<b>County Turnback:</b>	\$0.00	\$0.00	\$0.00
<b>Federal:</b>	\$0.00	\$0.00	\$0.00
<b>County - Other Local:</b>	\$0.00	\$16,341.09	\$16,341.09
<b>Total Funding:</b>	\$0.00	\$16,341.09	\$16,341.09

**Redwood County Highway Department**

**Statement of Construction Costs**

**For the Year Ended 12/31/2023**

**Project:** SAP 064-598-034 **Alternate Project:**  
**Percent Completed:** 0.00% **Length:**  
**ROAD NUMBER/TWSP:** Willow Lake Township  
**LOCATION:** From 160th St to 170th St., 2 miles SW from Wanda, MN  
**DESCRIPTION:** Bridge Replacement 92206  
**LETTING DATE:** **AWARD DATE:**  
**CONTRACTOR:**

<b>Construction Costs</b>	<b>Prior Years</b>	<b>Current Year</b>	<b>Total</b>
<b>Contract Payments:</b>	\$0.00	\$0.00	\$0.00
<b>Construction Engineering:</b>	\$0.00	\$0.00	\$0.00
<b>Project Engineering:</b>	\$0.00	\$17,034.49	\$17,034.49
<b>Permanent ROW:</b>	\$0.00	\$0.00	\$0.00
<b>Temporary ROW:</b>	\$0.00	\$0.00	\$0.00
<b>Utility Relocation:</b>	\$0.00	\$0.00	\$0.00
<b>County Forces:</b>	\$0.00	\$0.00	\$0.00
<b>Other/Overhead Costs:</b>	\$0.00	\$72.88	\$72.88
<b>Total Project Costs:</b>	\$0.00	\$17,107.37	\$17,107.37

<b>Funding Sources</b>			
<b>Regular Construction:</b>	\$0.00	\$0.00	\$0.00
<b>Municipal Construction:</b>	\$0.00	\$0.00	\$0.00
<b>Town Bridge:</b>	\$0.00	\$0.00	\$0.00
<b>Bonding:</b>	\$0.00	\$0.00	\$0.00
<b>Other Grants:</b>	\$0.00	\$0.00	\$0.00
<b>State Park:</b>	\$0.00	\$0.00	\$0.00
<b>County Turnback:</b>	\$0.00	\$0.00	\$0.00
<b>Federal:</b>	\$0.00	\$0.00	\$0.00
<b>County - Other Local:</b>	\$0.00	\$17,107.37	\$17,107.37
<b>Total Funding:</b>	\$0.00	\$17,107.37	\$17,107.37

**Redwood County Highway Department**

**Statement of Construction Costs**

**For the Year Ended 12/31/2023**

**Project:** SAP 064-598-035 **Alternate Project:**  
**Percent Completed:** 0.00% **Length:**  
**ROAD NUMBER/TWSP:** New Avon Township  
**LOCATION:** From CSAH 17 to Knox Ave, 3.25 miles East from Wabasso, MN  
**DESCRIPTION:** Bridge Replacement 64513  
**LETTING DATE:** **AWARD DATE:**  
**CONTRACTOR:**

<b>Construction Costs</b>	<b>Prior Years</b>	<b>Current Year</b>	<b>Total</b>
<b>Contract Payments:</b>	\$0.00	\$0.00	\$0.00
<b>Construction Engineering:</b>	\$0.00	\$0.00	\$0.00
<b>Project Engineering:</b>	\$0.00	\$5,097.50	\$5,097.50
<b>Permanent ROW:</b>	\$0.00	\$0.00	\$0.00
<b>Temporary ROW:</b>	\$0.00	\$0.00	\$0.00
<b>Utility Relocation:</b>	\$0.00	\$0.00	\$0.00
<b>County Forces:</b>	\$0.00	\$0.00	\$0.00
<b>Other/Overhead Costs:</b>	\$0.00	\$0.00	\$0.00
<b>Total Project Costs:</b>	\$0.00	\$5,097.50	\$5,097.50

<b>Funding Sources</b>	<b>Prior Years</b>	<b>Current Year</b>	<b>Total</b>
<b>Regular Construction:</b>	\$0.00	\$0.00	\$0.00
<b>Municipal Construction:</b>	\$0.00	\$0.00	\$0.00
<b>Town Bridge:</b>	\$0.00	\$0.00	\$0.00
<b>Bonding:</b>	\$0.00	\$0.00	\$0.00
<b>Other Grants:</b>	\$0.00	\$0.00	\$0.00
<b>State Park:</b>	\$0.00	\$0.00	\$0.00
<b>County Turnback:</b>	\$0.00	\$0.00	\$0.00
<b>Federal:</b>	\$0.00	\$0.00	\$0.00
<b>County - Other Local:</b>	\$0.00	\$5,097.50	\$5,097.50
<b>Total Funding:</b>	\$0.00	\$5,097.50	\$5,097.50

**Redwood County Highway Department**

**Statement of Construction Costs**

**For the Year Ended 12/31/2023**

**Project:** SAP 064-599-113 **Alternate Project:**  
**Percent Completed:** 100.00% **Length:**  
**ROAD NUMBER/TWSP:** Brookville Twp  
**LOCATION:** .1 Mi. N. of County Line on Ridge Ave.

**DESCRIPTION:** Bridge Replacement L1299

**LETTING DATE:** 3 /4 /2022 **AWARD DATE:** 3 /15/2022  
**CONTRACTOR:** Everstrong Construction, Inc.

<b>Construction Costs</b>	<b>Prior Years</b>	<b>Current Year</b>	<b>Total</b>
<b>Contract Payments:</b>	\$611,871.61	\$899.98	\$612,771.59
<b>Construction Engineering:</b>	\$48,882.13	\$4,792.25	\$53,674.38
<b>Project Engineering:</b>	\$45,456.18	\$0.00	\$45,456.18
<b>Permanent ROW:</b>	\$0.00	\$0.00	\$0.00
<b>Temporary ROW:</b>	\$0.00	\$0.00	\$0.00
<b>Utility Relocation:</b>	\$0.00	\$0.00	\$0.00
<b>County Forces:</b>	\$0.00	\$0.00	\$0.00
<b>Other/Overhead Costs:</b>	\$19,484.63	\$2,068.96	\$21,553.59
<b>Total Project Costs:</b>	\$725,694.55	\$7,761.19	\$733,455.74

<b>Funding Sources</b>			
<b>Regular Construction:</b>	\$0.00	\$0.00	\$0.00
<b>Municipal Construction:</b>	\$0.00	\$0.00	\$0.00
<b>Town Bridge:</b>	\$115,651.45	\$8,840.95	\$124,492.40
<b>Bonding:</b>	\$0.00	\$0.00	\$0.00
<b>Other Grants:</b>	\$486,930.32	\$75,687.18	\$562,617.50
<b>State Park:</b>	\$0.00	\$0.00	\$0.00
<b>County Turnback:</b>	\$0.00	\$0.00	\$0.00
<b>Federal:</b>	\$0.00	\$0.00	\$0.00
<b>County - Other Local:</b>	\$123,112.78	(\$76,766.94)	\$46,345.84
<b>Total Funding:</b>	\$725,694.55	\$7,761.19	\$733,455.74

## Redwood County Highway Department

### Statement of Construction Costs

For the Year Ended 12/31/2023

**Project:** SAP 064-599-117    **Alternate Project:**  
**Percent Completed:** 100.00%    **Length:**  
**ROAD NUMBER/TWSP:** Twp 48  
**LOCATION:** 6 mi. North of City of Morgan over a stream in Sherman Twp.  
  
**DESCRIPTION:** Bridge Replacement Old BR # L9887  
  
**LETTING DATE:** 3 /4 /2022    **AWARD DATE:** 3 /15/2022  
**CONTRACTOR:** Everstrong Construction, Inc.

Construction Costs	Prior Years	Current Year	Total
<b>Contract Payments:</b>	\$0.00	\$748,611.38	\$748,611.38
<b>Construction Engineering:</b>	\$1,336.34	\$53,516.84	\$54,853.18
<b>Project Engineering:</b>	\$56,006.51	\$5,500.49	\$61,507.00
<b>Permanent ROW:</b>	\$0.00	\$0.00	\$0.00
<b>Temporary ROW:</b>	\$0.00	\$0.00	\$0.00
<b>Utility Relocation:</b>	\$0.00	\$0.00	\$0.00
<b>County Forces:</b>	\$0.00	\$0.00	\$0.00
<b>Other/Overhead Costs:</b>	\$1,271.38	\$21,540.47	\$22,811.85
<b>Total Project Costs:</b>	<b>\$58,614.23</b>	<b>\$829,169.18</b>	<b>\$887,783.41</b>

Funding Sources			
<b>Regular Construction:</b>	\$0.00	\$0.00	\$0.00
<b>Municipal Construction:</b>	\$0.00	\$0.00	\$0.00
<b>Town Bridge:</b>	\$0.00	\$0.00	\$0.00
<b>Bonding:</b>	\$0.00	\$0.00	\$0.00
<b>Other Grants:</b>	\$0.00	\$844,134.89	\$844,134.89
<b>State Park:</b>	\$0.00	\$0.00	\$0.00
<b>County Turnback:</b>	\$0.00	\$0.00	\$0.00
<b>Federal:</b>	\$0.00	\$0.00	\$0.00
<b>County - Other Local:</b>	\$58,614.23	(\$14,965.71)	\$43,648.52
<b>Total Funding:</b>	<b>\$58,614.23</b>	<b>\$829,169.18</b>	<b>\$887,783.41</b>

## Redwood County Highway Department

### Statement of Construction Costs

For the Year Ended 12/31/2023

**Project:** SAP 064-599-120    **Alternate Project:**  
**Percent Completed:** 99.99%    **Length:**  
**ROAD NUMBER/TWSP:** Magnolia Ave  
**LOCATION:** On Magnolia Ave., Sec. 7-110N-35W, Sundown Twp.  
  
**DESCRIPTION:** Bridge Replacement  
  
**LETTING DATE:** 3 /4 /2022    **AWARD DATE:** 3 /15/2022  
**CONTRACTOR:** Everstrong Construction, Inc.

Construction Costs	Prior Years	Current Year	Total
<b>Contract Payments:</b>	\$499,480.28	\$0.01	\$499,480.29
<b>Construction Engineering:</b>	\$82,149.71	\$0.00	\$82,149.71
<b>Project Engineering:</b>	\$7,008.40	\$0.00	\$7,008.40
<b>Permanent ROW:</b>	\$0.00	\$0.00	\$0.00
<b>Temporary ROW:</b>	\$0.00	\$0.00	\$0.00
<b>Utility Relocation:</b>	\$0.00	\$0.00	\$0.00
<b>County Forces:</b>	\$0.00	\$0.00	\$0.00
<b>Other/Overhead Costs:</b>	\$17,143.09	\$0.00	\$17,143.09
<b>Total Project Costs:</b>	\$605,781.48	\$0.01	\$605,781.49

Funding Sources			
<b>Regular Construction:</b>	\$0.00	\$0.00	\$0.00
<b>Municipal Construction:</b>	\$0.00	\$0.00	\$0.00
<b>Town Bridge:</b>	\$54,179.56	\$967.71	\$55,147.27
<b>Bonding:</b>	\$0.00	\$0.00	\$0.00
<b>Other Grants:</b>	\$435,476.20	\$78,014.92	\$513,491.12
<b>State Park:</b>	\$0.00	\$0.00	\$0.00
<b>County Turnback:</b>	\$0.00	\$0.00	\$0.00
<b>Federal:</b>	\$0.00	\$0.00	\$0.00
<b>County - Other Local:</b>	\$116,125.72	(\$78,982.62)	\$37,143.10
<b>Total Funding:</b>	\$605,781.48	\$0.01	\$605,781.49

**Redwood County Highway Department**

**Statement of Construction Costs**

**For the Year Ended 12/31/2023**

**Project:** SAP 064-599-121 **Alternate Project:**  
**Percent Completed:** 100.00% **Length:** .1  
**ROAD NUMBER/TWSP:** Impala Ave  
**LOCATION:** On Impala Ave 3 mi So of Wabasso in Waterbury Twp  
**DESCRIPTION:** Bridge Replacement L8554  
**LETTING DATE:** 9 /22/2022 **AWARD DATE:** 10/4 /2022  
**CONTRACTOR:** M & K Brige

<b>Construction Costs</b>	<b>Prior Years</b>	<b>Current Year</b>	<b>Total</b>
<b>Contract Payments:</b>	\$0.00	\$536,851.50	\$536,851.50
<b>Construction Engineering:</b>	\$734.84	\$23,314.51	\$24,049.35
<b>Project Engineering:</b>	\$49,123.52	\$2,496.96	\$51,620.48
<b>Permanent ROW:</b>	\$0.00	\$0.00	\$0.00
<b>Temporary ROW:</b>	\$0.00	\$0.00	\$0.00
<b>Utility Relocation:</b>	\$0.00	\$0.00	\$0.00
<b>County Forces:</b>	\$0.00	\$0.00	\$0.00
<b>Other/Overhead Costs:</b>	\$1,528.04	\$7,417.46	\$8,945.50
<b>Total Project Costs:</b>	\$51,386.40	\$570,080.43	\$621,466.83

**Funding Sources**

<b>Regular Construction:</b>	\$0.00	\$0.00	\$0.00
<b>Municipal Construction:</b>	\$0.00	\$0.00	\$0.00
<b>Town Bridge:</b>	\$0.00	\$489,705.07	\$489,705.07
<b>Bonding:</b>	\$0.00	\$0.00	\$0.00
<b>Other Grants:</b>	\$0.00	\$102,626.25	\$102,626.25
<b>State Park:</b>	\$0.00	\$0.00	\$0.00
<b>County Turnback:</b>	\$0.00	\$0.00	\$0.00
<b>Federal:</b>	\$0.00	\$0.00	\$0.00
<b>County - Other Local:</b>	\$51,386.40	(\$22,250.89)	\$29,135.51
<b>Total Funding:</b>	\$51,386.40	\$570,080.43	\$621,466.83



**Redwood County Highway Department**

**Statement of Construction Costs**

**For the Year Ended 12/31/2023**

**Project:** SAP 064-599-123 **Alternate Project:**  
**Percent Completed:** 100.00% **Length:** .1  
**ROAD NUMBER/TWSP:** 190th St.  
**LOCATION:** On 190th St. E. of CSAH 2 SW of Evan in Brookville Twp  
**DESCRIPTION:** Bridge Replacement Old BR # L6863  
**LETTING DATE:** 9 /22/2022 **AWARD DATE:** 10/4 /2022  
**CONTRACTOR:** M & K Bridge

<b>Construction Costs</b>	<b>Prior Years</b>	<b>Current Year</b>	<b>Total</b>
<b>Contract Payments:</b>	\$0.00	\$527,340.59	\$527,340.59
<b>Construction Engineering:</b>	\$651.18	\$21,476.07	\$22,127.25
<b>Project Engineering:</b>	\$47,584.29	\$3,138.80	\$50,723.09
<b>Permanent ROW:</b>	\$0.00	\$0.00	\$0.00
<b>Temporary ROW:</b>	\$0.00	\$0.00	\$0.00
<b>Utility Relocation:</b>	\$0.00	\$0.00	\$0.00
<b>County Forces:</b>	\$0.00	\$0.00	\$0.00
<b>Other/Overhead Costs:</b>	\$1,055.60	\$6,654.19	\$7,709.79
<b>Total Project Costs:</b>	\$49,291.07	\$558,609.65	\$607,900.72

<b>Funding Sources</b>			
<b>Regular Construction:</b>	\$0.00	\$0.00	\$0.00
<b>Municipal Construction:</b>	\$0.00	\$0.00	\$0.00
<b>Town Bridge:</b>	\$0.00	\$520,531.02	\$520,531.02
<b>Bonding:</b>	\$0.00	\$0.00	\$0.00
<b>Other Grants:</b>	\$0.00	\$59,659.91	\$59,659.91
<b>State Park:</b>	\$0.00	\$0.00	\$0.00
<b>County Turnback:</b>	\$0.00	\$0.00	\$0.00
<b>Federal:</b>	\$0.00	\$0.00	\$0.00
<b>County - Other Local:</b>	\$49,291.07	(\$21,581.28)	\$27,709.79
<b>Total Funding:</b>	\$49,291.07	\$558,609.65	\$607,900.72

**Redwood County Highway Department**

**Statement of Construction Costs**

**For the Year Ended 12/31/2023**

**Project:** SAP 064-599-124 **Alternate Project:**  
**Percent Completed:** 0.00% **Length:** .01  
**ROAD NUMBER/TWSP:** 104th St.  
**LOCATION:** On 104th St. 3.1 Mi NE of Tracy in Springdale Twp  
**DESCRIPTION:** Bridge Replacement #L6880 in Springdale Twp.  
**LETTING DATE:** **AWARD DATE:**  
**CONTRACTOR:**

<b>Construction Costs</b>	<b>Prior Years</b>	<b>Current Year</b>	<b>Total</b>
<b>Contract Payments:</b>	\$0.00	\$0.00	\$0.00
<b>Construction Engineering:</b>	\$0.00	\$0.00	\$0.00
<b>Project Engineering:</b>	\$9,926.29	\$7,882.07	\$17,808.36
<b>Permanent ROW:</b>	\$0.00	\$0.00	\$0.00
<b>Temporary ROW:</b>	\$0.00	\$0.00	\$0.00
<b>Utility Relocation:</b>	\$0.00	\$0.00	\$0.00
<b>County Forces:</b>	\$0.00	\$0.00	\$0.00
<b>Other/Overhead Costs:</b>	\$27.91	\$0.00	\$27.91
<b>Total Project Costs:</b>	\$9,954.20	\$7,882.07	\$17,836.27

**Funding Sources**

<b>Regular Construction:</b>	\$0.00	\$0.00	\$0.00
<b>Municipal Construction:</b>	\$0.00	\$0.00	\$0.00
<b>Town Bridge:</b>	\$0.00	\$0.00	\$0.00
<b>Bonding:</b>	\$0.00	\$0.00	\$0.00
<b>Other Grants:</b>	\$0.00	\$0.00	\$0.00
<b>State Park:</b>	\$0.00	\$0.00	\$0.00
<b>County Turnback:</b>	\$0.00	\$0.00	\$0.00
<b>Federal:</b>	\$0.00	\$0.00	\$0.00
<b>County - Other Local:</b>	\$9,954.20	\$7,882.07	\$17,836.27
<b>Total Funding:</b>	\$9,954.20	\$7,882.07	\$17,836.27

**Redwood County Highway Department**

**Statement of Construction Costs**

**For the Year Ended 12/31/2023**

**Project:** SAP 064-599-125 **Alternate Project:**  
**Percent Completed:** 100.00% **Length:** .01  
**ROAD NUMBER/TWSP:** 150th St.  
**LOCATION:** On 150th St. 4.3 Mi NE of Tracy in Springdale Twp.  
**DESCRIPTION:** Bridge Replacement # L 6878 in Springdale Twp  
**LETTING DATE:** 3 /28/2023 **AWARD DATE:** 4 /4 /2023  
**CONTRACTOR:** JOHN RILEY CONSTRUCTION INC

<b>Construction Costs</b>	<b>Prior Years</b>	<b>Current Year</b>	<b>Total</b>
<b>Contract Payments:</b>	\$0.00	\$335,162.37	\$335,162.37
<b>Construction Engineering:</b>	\$78.73	\$6,389.92	\$6,468.65
<b>Project Engineering:</b>	\$17,385.59	\$18,305.23	\$35,690.82
<b>Permanent ROW:</b>	\$0.00	\$0.00	\$0.00
<b>Temporary ROW:</b>	\$0.00	\$0.00	\$0.00
<b>Utility Relocation:</b>	\$0.00	\$0.00	\$0.00
<b>County Forces:</b>	\$0.00	\$0.00	\$0.00
<b>Other/Overhead Costs:</b>	\$130.27	\$4,398.79	\$4,529.06
<b>Total Project Costs:</b>	\$17,594.59	\$364,256.31	\$381,850.90

<b>Funding Sources</b>			
<b>Regular Construction:</b>	\$0.00	\$0.00	\$0.00
<b>Municipal Construction:</b>	\$0.00	\$0.00	\$0.00
<b>Town Bridge:</b>	\$0.00	\$335,796.63	\$335,796.63
<b>Bonding:</b>	\$0.00	\$0.00	\$0.00
<b>Other Grants:</b>	\$0.00	\$30,511.84	\$30,511.84
<b>State Park:</b>	\$0.00	\$0.00	\$0.00
<b>County Turnback:</b>	\$0.00	\$0.00	\$0.00
<b>Federal:</b>	\$0.00	\$0.00	\$0.00
<b>County - Other Local:</b>	\$17,594.59	(\$2,052.16)	\$15,542.43
<b>Total Funding:</b>	\$17,594.59	\$364,256.31	\$381,850.90

**Redwood County Highway Department**

**Statement of Construction Costs**

**For the Year Ended 12/31/2023**

**Project:** SAP 064-599-126 **Alternate Project:**  
**Percent Completed:** 0.00% **Length:** .01  
**ROAD NUMBER/TWSP:** Crown Ave  
**LOCATION:** On Crown Ave 3.5 Mi NW of Walnut Grove in Springdale Twp.  
**DESCRIPTION:** Bridge Replacement #L6909 in Springdale Twp.  
**LETTING DATE:** **AWARD DATE:**  
**CONTRACTOR:**

<b>Construction Costs</b>	<b>Prior Years</b>	<b>Current Year</b>	<b>Total</b>
<b>Contract Payments:</b>	\$0.00	\$0.00	\$0.00
<b>Construction Engineering:</b>	\$157.47	\$0.00	\$157.47
<b>Project Engineering:</b>	\$9,578.19	\$2,072.50	\$11,650.69
<b>Permanent ROW:</b>	\$0.00	\$0.00	\$0.00
<b>Temporary ROW:</b>	\$0.00	\$0.00	\$0.00
<b>Utility Relocation:</b>	\$0.00	\$0.00	\$0.00
<b>County Forces:</b>	\$0.00	\$0.00	\$0.00
<b>Other/Overhead Costs:</b>	\$102.35	\$0.00	\$102.35
<b>Total Project Costs:</b>	<b>\$9,838.01</b>	<b>\$2,072.50</b>	<b>\$11,910.51</b>

<b>Funding Sources</b>			
<b>Regular Construction:</b>	\$0.00	\$0.00	\$0.00
<b>Municipal Construction:</b>	\$0.00	\$0.00	\$0.00
<b>Town Bridge:</b>	\$0.00	\$0.00	\$0.00
<b>Bonding:</b>	\$0.00	\$0.00	\$0.00
<b>Other Grants:</b>	\$0.00	\$0.00	\$0.00
<b>State Park:</b>	\$0.00	\$0.00	\$0.00
<b>County Turnback:</b>	\$0.00	\$0.00	\$0.00
<b>Federal:</b>	\$0.00	\$0.00	\$0.00
<b>County - Other Local:</b>	\$9,838.01	\$2,072.50	\$11,910.51
<b>Total Funding:</b>	<b>\$9,838.01</b>	<b>\$2,072.50</b>	<b>\$11,910.51</b>

**Redwood County Highway Department**

**Statement of Construction Costs**

**For the Year Ended 12/31/2023**

**Project:** SAP 064-599-127 **Alternate Project:**  
**Percent Completed:** 0.00% **Length:** .01  
**ROAD NUMBER/TWSP:** Aspen Ave  
**LOCATION:** On Aspen Ave 2.4 Mi NE of Tracy in Springdale Twp  
**DESCRIPTION:** Bridge Replacement #L6892 in Springdale Twp  
**LETTING DATE:** **AWARD DATE:**  
**CONTRACTOR:**

<b>Construction Costs</b>	<b>Prior Years</b>	<b>Current Year</b>	<b>Total</b>
<b>Contract Payments:</b>	\$0.00	\$0.00	\$0.00
<b>Construction Engineering:</b>	\$551.14	\$0.00	\$551.14
<b>Project Engineering:</b>	\$10,436.90	\$7,097.60	\$17,534.50
<b>Permanent ROW:</b>	\$0.00	\$0.00	\$0.00
<b>Temporary ROW:</b>	\$0.00	\$0.00	\$0.00
<b>Utility Relocation:</b>	\$0.00	\$0.00	\$0.00
<b>County Forces:</b>	\$0.00	\$0.00	\$0.00
<b>Other/Overhead Costs:</b>	\$362.91	\$0.00	\$362.91
<b>Total Project Costs:</b>	\$11,350.95	\$7,097.60	\$18,448.55

<b>Funding Sources</b>			
<b>Regular Construction:</b>	\$0.00	\$0.00	\$0.00
<b>Municipal Construction:</b>	\$0.00	\$0.00	\$0.00
<b>Town Bridge:</b>	\$0.00	\$0.00	\$0.00
<b>Bonding:</b>	\$0.00	\$0.00	\$0.00
<b>Other Grants:</b>	\$0.00	\$0.00	\$0.00
<b>State Park:</b>	\$0.00	\$0.00	\$0.00
<b>County Turnback:</b>	\$0.00	\$0.00	\$0.00
<b>Federal:</b>	\$0.00	\$0.00	\$0.00
<b>County - Other Local:</b>	\$11,350.95	\$7,097.60	\$18,448.55
<b>Total Funding:</b>	\$11,350.95	\$7,097.60	\$18,448.55

**Redwood County Highway Department**

**Statement of Construction Costs**

**For the Year Ended 12/31/2023**

**Project:** SAP 064-599-128 **Alternate Project:**  
**Percent Completed:** 0.00% **Length:** .01  
**ROAD NUMBER/TWSP:** 200th St.  
**LOCATION:** On 200th St. 4.0 Mi NW of Wanda in Waterbury Twp.  
**DESCRIPTION:** Bridge Replacement #L8797  
**LETTING DATE:** **AWARD DATE:**  
**CONTRACTOR:**

<b>Construction Costs</b>	<b>Prior Years</b>	<b>Current Year</b>	<b>Total</b>
<b>Contract Payments:</b>	\$0.00	\$0.00	\$0.00
<b>Construction Engineering:</b>	\$0.00	\$0.00	\$0.00
<b>Project Engineering:</b>	\$8,101.12	\$538.50	\$8,639.62
<b>Permanent ROW:</b>	\$0.00	\$0.00	\$0.00
<b>Temporary ROW:</b>	\$0.00	\$0.00	\$0.00
<b>Utility Relocation:</b>	\$0.00	\$0.00	\$0.00
<b>County Forces:</b>	\$0.00	\$0.00	\$0.00
<b>Other/Overhead Costs:</b>	\$27.91	\$0.00	\$27.91
<b>Total Project Costs:</b>	\$8,129.03	\$538.50	\$8,667.53

<b>Funding Sources</b>			
<b>Regular Construction:</b>	\$0.00	\$0.00	\$0.00
<b>Municipal Construction:</b>	\$0.00	\$0.00	\$0.00
<b>Town Bridge:</b>	\$0.00	\$0.00	\$0.00
<b>Bonding:</b>	\$0.00	\$0.00	\$0.00
<b>Other Grants:</b>	\$0.00	\$0.00	\$0.00
<b>State Park:</b>	\$0.00	\$0.00	\$0.00
<b>County Turnback:</b>	\$0.00	\$0.00	\$0.00
<b>Federal:</b>	\$0.00	\$0.00	\$0.00
<b>County - Other Local:</b>	\$8,129.03	\$538.50	\$8,667.53
<b>Total Funding:</b>	\$8,129.03	\$538.50	\$8,667.53

**Redwood County Highway Department**

**Statement of Construction Costs**

**For the Year Ended 12/31/2023**

**Project:** SAP 064-599-129 **Alternate Project:**  
**Percent Completed:** 0.00% **Length:** .01  
**ROAD NUMBER/TWSP:** Ocean Ave  
**LOCATION:** On Ocean Ave 4.4 Mi NE of Clements in Three Lakes Twp  
**DESCRIPTION:** Bridge Replacement #L9522 in Three Lakes Twp  
**LETTING DATE:** **AWARD DATE:**  
**CONTRACTOR:**

<b>Construction Costs</b>	<b>Prior Years</b>	<b>Current Year</b>	<b>Total</b>
<b>Contract Payments:</b>	\$0.00	\$0.00	\$0.00
<b>Construction Engineering:</b>	\$236.20	\$0.00	\$236.20
<b>Project Engineering:</b>	\$14,067.65	\$21,436.62	\$35,504.27
<b>Permanent ROW:</b>	\$0.00	\$0.00	\$0.00
<b>Temporary ROW:</b>	\$0.00	\$0.00	\$0.00
<b>Utility Relocation:</b>	\$0.00	\$0.00	\$0.00
<b>County Forces:</b>	\$0.00	\$0.00	\$0.00
<b>Other/Overhead Costs:</b>	\$214.01	\$145.75	\$359.76
<b>Total Project Costs:</b>	\$14,517.86	\$21,582.37	\$36,100.23

<b>Funding Sources</b>			
<b>Regular Construction:</b>	\$0.00	\$0.00	\$0.00
<b>Municipal Construction:</b>	\$0.00	\$0.00	\$0.00
<b>Town Bridge:</b>	\$0.00	\$0.00	\$0.00
<b>Bonding:</b>	\$0.00	\$0.00	\$0.00
<b>Other Grants:</b>	\$0.00	\$0.00	\$0.00
<b>State Park:</b>	\$0.00	\$0.00	\$0.00
<b>County Turnback:</b>	\$0.00	\$0.00	\$0.00
<b>Federal:</b>	\$0.00	\$0.00	\$0.00
<b>County - Other Local:</b>	\$14,517.86	\$21,582.37	\$36,100.23
<b>Total Funding:</b>	\$14,517.86	\$21,582.37	\$36,100.23

**Redwood County Highway Department**

**Statement of Construction Costs**

**For the Year Ended 12/31/2023**

**Project:** SAP 064-599-130 **Alternate Project:**  
**Percent Completed:** 100.00% **Length:** .01  
**ROAD NUMBER/TWSP:** Acorn Ave  
**LOCATION:** On Acorn Ave 3.4 Mi NW of Milroy  
  
**DESCRIPTION:** Bridge Replacement #L6850 in Westline Twp  
  
**LETTING DATE:** 3 /28/2023 **AWARD DATE:** 4 /4 /2023  
**CONTRACTOR:** JOHN RILEY CONSTRUCTION INC

<b>Construction Costs</b>	<b>Prior Years</b>	<b>Current Year</b>	<b>Total</b>
<b>Contract Payments:</b>	\$0.00	\$278,428.41	\$278,428.41
<b>Construction Engineering:</b>	\$236.20	\$2,880.91	\$3,117.11
<b>Project Engineering:</b>	\$24,243.51	\$5,001.62	\$29,245.13
<b>Permanent ROW:</b>	\$0.00	\$0.00	\$0.00
<b>Temporary ROW:</b>	\$0.00	\$0.00	\$0.00
<b>Utility Relocation:</b>	\$0.00	\$0.00	\$0.00
<b>County Forces:</b>	\$0.00	\$0.00	\$0.00
<b>Other/Overhead Costs:</b>	\$176.79	\$1,780.83	\$1,957.62
<b>Total Project Costs:</b>	\$24,656.50	\$288,091.77	\$312,748.27

**Funding Sources**

<b>Regular Construction:</b>	\$0.00	\$0.00	\$0.00
<b>Municipal Construction:</b>	\$0.00	\$0.00	\$0.00
<b>Town Bridge:</b>	\$0.00	\$268,428.41	\$268,428.41
<b>Bonding:</b>	\$0.00	\$0.00	\$0.00
<b>Other Grants:</b>	\$0.00	\$22,362.24	\$22,362.24
<b>State Park:</b>	\$0.00	\$0.00	\$0.00
<b>County Turnback:</b>	\$0.00	\$0.00	\$0.00
<b>Federal:</b>	\$0.00	\$0.00	\$0.00
<b>County - Other Local:</b>	\$24,656.50	(\$2,698.88)	\$21,957.62
<b>Total Funding:</b>	\$24,656.50	\$288,091.77	\$312,748.27



**Redwood County Highway Department**

**Statement of Construction Costs**

**For the Year Ended 12/31/2023**

**Project:** SAP 064-599-131 **Alternate Project:**  
**Percent Completed:** 0.00% **Length:**  
**ROAD NUMBER/TWSP:**  
**LOCATION:** From TH 19 to 290th St., 2.5 miles North  
 from Milroy MN  
**DESCRIPTION:** Bridge Replacement

**LETTING DATE:** **AWARD DATE:**  
**CONTRACTOR:**

<b>Construction Costs</b>	<b>Prior Years</b>	<b>Current Year</b>	<b>Total</b>
<b>Contract Payments:</b>	\$0.00	\$0.00	\$0.00
<b>Construction Engineering:</b>	\$0.00	\$0.00	\$0.00
<b>Project Engineering:</b>	\$78.73	\$21,536.79	\$21,615.52
<b>Permanent ROW:</b>	\$0.00	\$0.00	\$0.00
<b>Temporary ROW:</b>	\$0.00	\$0.00	\$0.00
<b>Utility Relocation:</b>	\$0.00	\$0.00	\$0.00
<b>County Forces:</b>	\$0.00	\$0.00	\$0.00
<b>Other/Overhead Costs:</b>	\$37.23	\$0.00	\$37.23
<b>Total Project Costs:</b>	\$115.96	\$21,536.79	\$21,652.75

<b>Funding Sources</b>			
<b>Regular Construction:</b>	\$0.00	\$0.00	\$0.00
<b>Municipal Construction:</b>	\$0.00	\$0.00	\$0.00
<b>Town Bridge:</b>	\$0.00	\$0.00	\$0.00
<b>Bonding:</b>	\$0.00	\$0.00	\$0.00
<b>Other Grants:</b>	\$0.00	\$0.00	\$0.00
<b>State Park:</b>	\$0.00	\$0.00	\$0.00
<b>County Turnback:</b>	\$0.00	\$0.00	\$0.00
<b>Federal:</b>	\$0.00	\$0.00	\$0.00
<b>County - Other Local:</b>	\$115.96	\$21,536.79	\$21,652.75
<b>Total Funding:</b>	\$115.96	\$21,536.79	\$21,652.75

**Redwood County Highway Department**

**Statement of Construction Costs**

**For the Year Ended 12/31/2023**

**Project:** SAP 064-599-132 **Alternate Project:**  
**Percent Completed:** 0.00% **Length:**  
**ROAD NUMBER/TWSP:** Three Lakes Township  
**LOCATION:** 270th St from Ocean Ave to Omega Ave  
  
**DESCRIPTION:** Bridge Replacement L9301  
  
**LETTING DATE:** **AWARD DATE:**  
**CONTRACTOR:**

<b>Construction Costs</b>	<b>Prior Years</b>	<b>Current Year</b>	<b>Total</b>
<b>Contract Payments:</b>	\$0.00	\$0.00	\$0.00
<b>Construction Engineering:</b>	\$0.00	\$253.22	\$253.22
<b>Project Engineering:</b>	\$0.00	\$19,154.45	\$19,154.45
<b>Permanent ROW:</b>	\$0.00	\$0.00	\$0.00
<b>Temporary ROW:</b>	\$0.00	\$0.00	\$0.00
<b>Utility Relocation:</b>	\$0.00	\$0.00	\$0.00
<b>County Forces:</b>	\$0.00	\$0.00	\$0.00
<b>Other/Overhead Costs:</b>	\$0.00	\$109.33	\$109.33
<b>Total Project Costs:</b>	\$0.00	\$19,517.00	\$19,517.00

**Funding Sources**

<b>Regular Construction:</b>	\$0.00	\$0.00	\$0.00
<b>Municipal Construction:</b>	\$0.00	\$0.00	\$0.00
<b>Town Bridge:</b>	\$0.00	\$0.00	\$0.00
<b>Bonding:</b>	\$0.00	\$0.00	\$0.00
<b>Other Grants:</b>	\$0.00	\$0.00	\$0.00
<b>State Park:</b>	\$0.00	\$0.00	\$0.00
<b>County Turnback:</b>	\$0.00	\$0.00	\$0.00
<b>Federal:</b>	\$0.00	\$0.00	\$0.00
<b>County - Other Local:</b>	\$0.00	\$19,517.00	\$19,517.00
<b>Total Funding:</b>	\$0.00	\$19,517.00	\$19,517.00

**Redwood County Highway Department**

**Statement of Construction Costs**

**For the Year Ended 12/31/2023**

**Project:** SAP 064-599-133    **Alternate Project:**  
**Percent Completed:** 0.00%                      **Length:**  
**ROAD NUMBER/TWSP:** Sherman Township  
**LOCATION:** From 300th St. to 320th St., 5.5 miles NW  
 from Morgan MN  
**DESCRIPTION:** Bridge Replacement

**LETTING DATE:**    **AWARD DATE:**  
**CONTRACTOR:**

<b>Construction Costs</b>	<b>Prior Years</b>	<b>Current Year</b>	<b>Total</b>
<b>Contract Payments:</b>	\$0.00	\$0.00	\$0.00
<b>Construction Engineering:</b>	\$0.00	\$0.00	\$0.00
<b>Project Engineering:</b>	\$78.73	\$7,861.19	\$7,939.92
<b>Permanent ROW:</b>	\$0.00	\$0.00	\$0.00
<b>Temporary ROW:</b>	\$0.00	\$0.00	\$0.00
<b>Utility Relocation:</b>	\$0.00	\$0.00	\$0.00
<b>County Forces:</b>	\$0.00	\$0.00	\$0.00
<b>Other/Overhead Costs:</b>	\$37.23	\$0.00	\$37.23
<b>Total Project Costs:</b>	\$115.96	\$7,861.19	\$7,977.15

<b>Funding Sources</b>			
<b>Regular Construction:</b>	\$0.00	\$0.00	\$0.00
<b>Municipal Construction:</b>	\$0.00	\$0.00	\$0.00
<b>Town Bridge:</b>	\$0.00	\$0.00	\$0.00
<b>Bonding:</b>	\$0.00	\$0.00	\$0.00
<b>Other Grants:</b>	\$0.00	\$0.00	\$0.00
<b>State Park:</b>	\$0.00	\$0.00	\$0.00
<b>County Turnback:</b>	\$0.00	\$0.00	\$0.00
<b>Federal:</b>	\$0.00	\$0.00	\$0.00
<b>County - Other Local:</b>	\$115.96	\$7,861.19	\$7,977.15
<b>Total Funding:</b>	\$115.96	\$7,861.19	\$7,977.15

## Redwood County Highway Department

### Statement of Construction Costs

For the Year Ended 12/31/2023

**Project:** SAP 064-599-134    **Alternate Project:**  
**Percent Completed:** 100.00%    **Length:**  
**ROAD NUMBER/TWSP:** Redwood Falls Township  
**LOCATION:** From CSAH 12 to 325th St, 3 miles SW from  
 Redwood Falls MN  
**DESCRIPTION:** Bridge Replacement  
  
**LETTING DATE:** 3 /28/2023    **AWARD DATE:** 4 /4 /2023  
**CONTRACTOR:** JOHN RILEY CONSTRUCTION INC

Construction Costs	Prior Years	Current Year	Total
<b>Contract Payments:</b>	\$0.00	\$366,059.25	\$366,059.25
<b>Construction Engineering:</b>	\$157.47	\$6,768.70	\$6,926.17
<b>Project Engineering:</b>	\$11,902.17	\$16,983.14	\$28,885.31
<b>Permanent ROW:</b>	\$0.00	\$0.00	\$0.00
<b>Temporary ROW:</b>	\$0.00	\$0.00	\$0.00
<b>Utility Relocation:</b>	\$0.00	\$0.00	\$0.00
<b>County Forces:</b>	\$0.00	\$0.00	\$0.00
<b>Other/Overhead Costs:</b>	\$74.44	\$3,584.32	\$3,658.76
<b>Total Project Costs:</b>	\$12,134.08	\$393,395.41	\$405,529.49

Funding Sources			
<b>Regular Construction:</b>	\$0.00	\$0.00	\$0.00
<b>Municipal Construction:</b>	\$0.00	\$0.00	\$0.00
<b>Town Bridge:</b>	\$0.00	\$296,092.67	\$296,092.67
<b>Bonding:</b>	\$0.00	\$0.00	\$0.00
<b>Other Grants:</b>	\$0.00	\$85,778.06	\$85,778.06
<b>State Park:</b>	\$0.00	\$0.00	\$0.00
<b>County Turnback:</b>	\$0.00	\$0.00	\$0.00
<b>Federal:</b>	\$0.00	\$0.00	\$0.00
<b>County - Other Local:</b>	\$12,134.08	\$11,524.68	\$23,658.76
<b>Total Funding:</b>	\$12,134.08	\$393,395.41	\$405,529.49

## Redwood County Highway Department

### Statement of Construction Costs

For the Year Ended 12/31/2023

**Project:** SAP 064-599-135    **Alternate Project:**  
**Percent Completed:** 0.00%    **Length:**  
**ROAD NUMBER/TWSP:** Gales Township  
**LOCATION:** From Aspen Ave. to CSAH 8, 5.5 miles NW  
 from Walnut Grove MN  
**DESCRIPTION:** Bridge Replacement  
  
**LETTING DATE:**    **AWARD DATE:**  
**CONTRACTOR:**

Construction Costs	Prior Years	Current Year	Total
<b>Contract Payments:</b>	\$0.00	\$0.00	\$0.00
<b>Construction Engineering:</b>	\$0.00	\$0.00	\$0.00
<b>Project Engineering:</b>	\$78.73	\$6,693.76	\$6,772.49
<b>Permanent ROW:</b>	\$0.00	\$0.00	\$0.00
<b>Temporary ROW:</b>	\$0.00	\$0.00	\$0.00
<b>Utility Relocation:</b>	\$0.00	\$0.00	\$0.00
<b>County Forces:</b>	\$0.00	\$0.00	\$0.00
<b>Other/Overhead Costs:</b>	\$37.23	\$0.00	\$37.23
<b>Total Project Costs:</b>	\$115.96	\$6,693.76	\$6,809.72

Funding Sources	Prior Years	Current Year	Total
<b>Regular Construction:</b>	\$0.00	\$0.00	\$0.00
<b>Municipal Construction:</b>	\$0.00	\$0.00	\$0.00
<b>Town Bridge:</b>	\$0.00	\$0.00	\$0.00
<b>Bonding:</b>	\$0.00	\$0.00	\$0.00
<b>Other Grants:</b>	\$0.00	\$0.00	\$0.00
<b>State Park:</b>	\$0.00	\$0.00	\$0.00
<b>County Turnback:</b>	\$0.00	\$0.00	\$0.00
<b>Federal:</b>	\$0.00	\$0.00	\$0.00
<b>County - Other Local:</b>	\$115.96	\$6,693.76	\$6,809.72
<b>Total Funding:</b>	\$115.96	\$6,693.76	\$6,809.72

## Redwood County Highway Department

### Statement of Construction Costs

For the Year Ended 12/31/2023

**Project:** SAP 064-599-136 **Alternate Project:**  
**Percent Completed:** 0.00% **Length:**  
**ROAD NUMBER/TWSP:** Kintire Township  
**LOCATION:** Harvest Ave from 3600th St to 370th St  
**DESCRIPTION:** Bridge Replacement L6933  
**LETTING DATE:** **AWARD DATE:**  
**CONTRACTOR:**

Construction Costs	Prior Years	Current Year	Total
<b>Contract Payments:</b>	\$0.00	\$0.00	\$0.00
<b>Construction Engineering:</b>	\$0.00	\$0.00	\$0.00
<b>Project Engineering:</b>	\$0.00	\$6,641.79	\$6,641.79
<b>Permanent ROW:</b>	\$0.00	\$0.00	\$0.00
<b>Temporary ROW:</b>	\$0.00	\$0.00	\$0.00
<b>Utility Relocation:</b>	\$0.00	\$0.00	\$0.00
<b>County Forces:</b>	\$0.00	\$0.00	\$0.00
<b>Other/Overhead Costs:</b>	\$0.00	\$0.00	\$0.00
<b>Total Project Costs:</b>	\$0.00	\$6,641.79	\$6,641.79

Funding Sources			
<b>Regular Construction:</b>	\$0.00	\$0.00	\$0.00
<b>Municipal Construction:</b>	\$0.00	\$0.00	\$0.00
<b>Town Bridge:</b>	\$0.00	\$0.00	\$0.00
<b>Bonding:</b>	\$0.00	\$0.00	\$0.00
<b>Other Grants:</b>	\$0.00	\$0.00	\$0.00
<b>State Park:</b>	\$0.00	\$0.00	\$0.00
<b>County Turnback:</b>	\$0.00	\$0.00	\$0.00
<b>Federal:</b>	\$0.00	\$0.00	\$0.00
<b>County - Other Local:</b>	\$0.00	\$6,641.79	\$6,641.79
<b>Total Funding:</b>	\$0.00	\$6,641.79	\$6,641.79

**Redwood County Highway Department**

**Statement of Construction Costs**

**For the Year Ended 12/31/2023**

**Project:** SAP 064-599-137 **Alternate Project:**  
**Percent Completed:** 0.00% **Length:**  
**ROAD NUMBER/TWSP:** Delhi Township  
**LOCATION:** Impala Ave, from 360th St to 370th St  
  
**DESCRIPTION:** Bridge Replacement L6945  
  
**LETTING DATE:** **AWARD DATE:**  
**CONTRACTOR:**

<b>Construction Costs</b>	<b>Prior Years</b>	<b>Current Year</b>	<b>Total</b>
<b>Contract Payments:</b>	\$0.00	\$0.00	\$0.00
<b>Construction Engineering:</b>	\$0.00	\$506.44	\$506.44
<b>Project Engineering:</b>	\$0.00	\$10,748.13	\$10,748.13
<b>Permanent ROW:</b>	\$0.00	\$0.00	\$0.00
<b>Temporary ROW:</b>	\$0.00	\$0.00	\$0.00
<b>Utility Relocation:</b>	\$0.00	\$0.00	\$0.00
<b>County Forces:</b>	\$0.00	\$0.00	\$0.00
<b>Other/Overhead Costs:</b>	\$0.00	\$291.53	\$291.53
<b>Total Project Costs:</b>	\$0.00	\$11,546.10	\$11,546.10

**Funding Sources**

<b>Regular Construction:</b>	\$0.00	\$0.00	\$0.00
<b>Municipal Construction:</b>	\$0.00	\$0.00	\$0.00
<b>Town Bridge:</b>	\$0.00	\$0.00	\$0.00
<b>Bonding:</b>	\$0.00	\$0.00	\$0.00
<b>Other Grants:</b>	\$0.00	\$0.00	\$0.00
<b>State Park:</b>	\$0.00	\$0.00	\$0.00
<b>County Turnback:</b>	\$0.00	\$0.00	\$0.00
<b>Federal:</b>	\$0.00	\$0.00	\$0.00
<b>County - Other Local:</b>	\$0.00	\$11,546.10	\$11,546.10
<b>Total Funding:</b>	\$0.00	\$11,546.10	\$11,546.10

## Redwood County Highway Department

### Statement of Construction Costs

For the Year Ended 12/31/2023

**Project:** SAP 064-599-138    **Alternate Project:**  
**Percent Completed:** 0.00%                      **Length:**  
**ROAD NUMBER/TWSP:** Vesta Township  
**LOCATION:** From 330th St to TH 19, 2 miles North from Vesta  
  
**DESCRIPTION:** Bridge Replacement L6919  
  
**LETTING DATE:**                                      **AWARD DATE:**  
**CONTRACTOR:**

Construction Costs	Prior Years	Current Year	Total
<b>Contract Payments:</b>	\$0.00	\$0.00	\$0.00
<b>Construction Engineering:</b>	\$0.00	\$0.00	\$0.00
<b>Project Engineering:</b>	\$0.00	\$14,180.74	\$14,180.74
<b>Permanent ROW:</b>	\$0.00	\$0.00	\$0.00
<b>Temporary ROW:</b>	\$0.00	\$0.00	\$0.00
<b>Utility Relocation:</b>	\$0.00	\$0.00	\$0.00
<b>County Forces:</b>	\$0.00	\$0.00	\$0.00
<b>Other/Overhead Costs:</b>	\$0.00	\$0.00	\$0.00
<b>Total Project Costs:</b>	\$0.00	\$14,180.74	\$14,180.74

#### Funding Sources

<b>Regular Construction:</b>	\$0.00	\$0.00	\$0.00
<b>Municipal Construction:</b>	\$0.00	\$0.00	\$0.00
<b>Town Bridge:</b>	\$0.00	\$0.00	\$0.00
<b>Bonding:</b>	\$0.00	\$0.00	\$0.00
<b>Other Grants:</b>	\$0.00	\$0.00	\$0.00
<b>State Park:</b>	\$0.00	\$0.00	\$0.00
<b>County Turnback:</b>	\$0.00	\$0.00	\$0.00
<b>Federal:</b>	\$0.00	\$0.00	\$0.00
<b>County - Other Local:</b>	\$0.00	\$14,180.74	\$14,180.74
<b>Total Funding:</b>	\$0.00	\$14,180.74	\$14,180.74



**Redwood County Highway Department**

**Statement of Construction Costs**

**For the Year Ended 12/31/2023**

**Project:** SAP 064-599-139 **Alternate Project:**  
**Percent Completed:** 0.00% **Length:**  
**ROAD NUMBER/TWSP:** Vesta Township  
**LOCATION:** From 320th St to TH 19, 2 miles North from Vesta, MN  
**DESCRIPTION:** Bridge Replacement L6923  
**LETTING DATE:** **AWARD DATE:**  
**CONTRACTOR:**

<b>Construction Costs</b>	<b>Prior Years</b>	<b>Current Year</b>	<b>Total</b>
<b>Contract Payments:</b>	\$0.00	\$0.00	\$0.00
<b>Construction Engineering:</b>	\$0.00	\$759.65	\$759.65
<b>Project Engineering:</b>	\$0.00	\$17,612.83	\$17,612.83
<b>Permanent ROW:</b>	\$0.00	\$0.00	\$0.00
<b>Temporary ROW:</b>	\$0.00	\$0.00	\$0.00
<b>Utility Relocation:</b>	\$0.00	\$0.00	\$0.00
<b>County Forces:</b>	\$0.00	\$0.00	\$0.00
<b>Other/Overhead Costs:</b>	\$0.00	\$400.85	\$400.85
<b>Total Project Costs:</b>	\$0.00	\$18,773.33	\$18,773.33

<b>Funding Sources</b>			
<b>Regular Construction:</b>	\$0.00	\$0.00	\$0.00
<b>Municipal Construction:</b>	\$0.00	\$0.00	\$0.00
<b>Town Bridge:</b>	\$0.00	\$0.00	\$0.00
<b>Bonding:</b>	\$0.00	\$0.00	\$0.00
<b>Other Grants:</b>	\$0.00	\$0.00	\$0.00
<b>State Park:</b>	\$0.00	\$0.00	\$0.00
<b>County Turnback:</b>	\$0.00	\$0.00	\$0.00
<b>Federal:</b>	\$0.00	\$0.00	\$0.00
<b>County - Other Local:</b>	\$0.00	\$18,773.33	\$18,773.33
<b>Total Funding:</b>	\$0.00	\$18,773.33	\$18,773.33

**Redwood County Highway Department**

**Statement of Construction Costs**

**For the Year Ended 12/31/2023**

**Project:** SAP 064-599-140 **Alternate Project:**  
**Percent Completed:** 0.00% **Length:**  
**ROAD NUMBER/TWSP:** Sheridan Township  
**LOCATION:** From 330th St to TH 19, 3 miles NE from Vesta  
**DESCRIPTION:** Bridge Replacement L6927  
**LETTING DATE:** **AWARD DATE:**  
**CONTRACTOR:**

<b>Construction Costs</b>	<b>Prior Years</b>	<b>Current Year</b>	<b>Total</b>
<b>Contract Payments:</b>	\$0.00	\$0.00	\$0.00
<b>Construction Engineering:</b>	\$0.00	\$0.00	\$0.00
<b>Project Engineering:</b>	\$0.00	\$9,584.23	\$9,584.23
<b>Permanent ROW:</b>	\$0.00	\$0.00	\$0.00
<b>Temporary ROW:</b>	\$0.00	\$0.00	\$0.00
<b>Utility Relocation:</b>	\$0.00	\$0.00	\$0.00
<b>County Forces:</b>	\$0.00	\$0.00	\$0.00
<b>Other/Overhead Costs:</b>	\$0.00	\$0.00	\$0.00
<b>Total Project Costs:</b>	\$0.00	\$9,584.23	\$9,584.23

<b>Funding Sources</b>			
<b>Regular Construction:</b>	\$0.00	\$0.00	\$0.00
<b>Municipal Construction:</b>	\$0.00	\$0.00	\$0.00
<b>Town Bridge:</b>	\$0.00	\$0.00	\$0.00
<b>Bonding:</b>	\$0.00	\$0.00	\$0.00
<b>Other Grants:</b>	\$0.00	\$0.00	\$0.00
<b>State Park:</b>	\$0.00	\$0.00	\$0.00
<b>County Turnback:</b>	\$0.00	\$0.00	\$0.00
<b>Federal:</b>	\$0.00	\$0.00	\$0.00
<b>County - Other Local:</b>	\$0.00	\$9,584.23	\$9,584.23
<b>Total Funding:</b>	\$0.00	\$9,584.23	\$9,584.23

## Redwood County Highway Department

### Statement of Construction Costs

For the Year Ended 12/31/2023

**Project:** SAP 064-599-141    **Alternate Project:**  
**Percent Completed:** 0.00%    **Length:**  
**ROAD NUMBER/TWSP:** Three Lakes Township  
**LOCATION:** From CSAH 16 to TH 68, 2 miles NW from Clements, MN  
  
**DESCRIPTION:** Bridge Replacement L9453  
  
**LETTING DATE:**    **AWARD DATE:**  
**CONTRACTOR:**

Construction Costs	Prior Years	Current Year	Total
<b>Contract Payments:</b>	\$0.00	\$0.00	\$0.00
<b>Construction Engineering:</b>	\$0.00	\$0.00	\$0.00
<b>Project Engineering:</b>	\$0.00	\$10,030.59	\$10,030.59
<b>Permanent ROW:</b>	\$0.00	\$0.00	\$0.00
<b>Temporary ROW:</b>	\$0.00	\$0.00	\$0.00
<b>Utility Relocation:</b>	\$0.00	\$0.00	\$0.00
<b>County Forces:</b>	\$0.00	\$0.00	\$0.00
<b>Other/Overhead Costs:</b>	\$0.00	\$0.00	\$0.00
<b>Total Project Costs:</b>	\$0.00	\$10,030.59	\$10,030.59

#### Funding Sources

<b>Regular Construction:</b>	\$0.00	\$0.00	\$0.00
<b>Municipal Construction:</b>	\$0.00	\$0.00	\$0.00
<b>Town Bridge:</b>	\$0.00	\$0.00	\$0.00
<b>Bonding:</b>	\$0.00	\$0.00	\$0.00
<b>Other Grants:</b>	\$0.00	\$0.00	\$0.00
<b>State Park:</b>	\$0.00	\$0.00	\$0.00
<b>County Turnback:</b>	\$0.00	\$0.00	\$0.00
<b>Federal:</b>	\$0.00	\$0.00	\$0.00
<b>County - Other Local:</b>	\$0.00	\$10,030.59	\$10,030.59
<b>Total Funding:</b>	\$0.00	\$10,030.59	\$10,030.59

## Redwood County Highway Department

### Statement of Construction Costs

For the Year Ended 12/31/2023

**Project:** SAP 064-599-142    **Alternate Project:**  
**Percent Completed:** 0.00%                      **Length:**  
**ROAD NUMBER/TWSP:** Paxton Township  
**LOCATION:** From Noble Ave to Ocean Ave, 3 miles SE from Redwood Falls  
  
**DESCRIPTION:** Bridge Replacement L9451  
  
**LETTING DATE:**    **AWARD DATE:**  
**CONTRACTOR:**

Construction Costs	Prior Years	Current Year	Total
<b>Contract Payments:</b>	\$0.00	\$0.00	\$0.00
<b>Construction Engineering:</b>	\$0.00	\$0.00	\$0.00
<b>Project Engineering:</b>	\$0.00	\$12,355.51	\$12,355.51
<b>Permanent ROW:</b>	\$0.00	\$0.00	\$0.00
<b>Temporary ROW:</b>	\$0.00	\$0.00	\$0.00
<b>Utility Relocation:</b>	\$0.00	\$0.00	\$0.00
<b>County Forces:</b>	\$0.00	\$0.00	\$0.00
<b>Other/Overhead Costs:</b>	\$0.00	\$0.00	\$0.00
<b>Total Project Costs:</b>	\$0.00	\$12,355.51	\$12,355.51

Funding Sources			
<b>Regular Construction:</b>	\$0.00	\$0.00	\$0.00
<b>Municipal Construction:</b>	\$0.00	\$0.00	\$0.00
<b>Town Bridge:</b>	\$0.00	\$0.00	\$0.00
<b>Bonding:</b>	\$0.00	\$0.00	\$0.00
<b>Other Grants:</b>	\$0.00	\$0.00	\$0.00
<b>State Park:</b>	\$0.00	\$0.00	\$0.00
<b>County Turnback:</b>	\$0.00	\$0.00	\$0.00
<b>Federal:</b>	\$0.00	\$0.00	\$0.00
<b>County - Other Local:</b>	\$0.00	\$12,355.51	\$12,355.51
<b>Total Funding:</b>	\$0.00	\$12,355.51	\$12,355.51

## Redwood County Highway Department

### Statement of Construction Costs

For the Year Ended 12/31/2023

**Project:** SAP 064-599-143    **Alternate Project:**  
**Percent Completed:** 0.00%                      **Length:**  
**ROAD NUMBER/TWSP:** Willow Lake Township  
**LOCATION:** From 200th St to 210th St, 2 miles NE from Wanda, MN  
  
**DESCRIPTION:** Bridge Replacement 64538  
  
**LETTING DATE:**    **AWARD DATE:**  
**CONTRACTOR:**

Construction Costs	Prior Years	Current Year	Total
<b>Contract Payments:</b>	\$0.00	\$0.00	\$0.00
<b>Construction Engineering:</b>	\$0.00	\$0.00	\$0.00
<b>Project Engineering:</b>	\$0.00	\$6,238.66	\$6,238.66
<b>Permanent ROW:</b>	\$0.00	\$0.00	\$0.00
<b>Temporary ROW:</b>	\$0.00	\$0.00	\$0.00
<b>Utility Relocation:</b>	\$0.00	\$0.00	\$0.00
<b>County Forces:</b>	\$0.00	\$0.00	\$0.00
<b>Other/Overhead Costs:</b>	\$0.00	\$0.00	\$0.00
<b>Total Project Costs:</b>	\$0.00	\$6,238.66	\$6,238.66

Funding Sources			
<b>Regular Construction:</b>	\$0.00	\$0.00	\$0.00
<b>Municipal Construction:</b>	\$0.00	\$0.00	\$0.00
<b>Town Bridge:</b>	\$0.00	\$0.00	\$0.00
<b>Bonding:</b>	\$0.00	\$0.00	\$0.00
<b>Other Grants:</b>	\$0.00	\$0.00	\$0.00
<b>State Park:</b>	\$0.00	\$0.00	\$0.00
<b>County Turnback:</b>	\$0.00	\$0.00	\$0.00
<b>Federal:</b>	\$0.00	\$0.00	\$0.00
<b>County - Other Local:</b>	\$0.00	\$6,238.66	\$6,238.66
<b>Total Funding:</b>	\$0.00	\$6,238.66	\$6,238.66

**Redwood County Highway Department**

**Statement of Construction Costs**

**For the Year Ended 12/31/2023**

**Project:** SAP 064-599-144 **Alternate Project:**  
**Percent Completed:** 0.00% **Length:**  
**ROAD NUMBER/TWSP:** Paxton Township  
**LOCATION:** From Omega Ave to CSAH 13, 4.5 miles SE from Redwood Falls  
**DESCRIPTION:** Bridge Replacement L9347  
**LETTING DATE:** **AWARD DATE:**  
**CONTRACTOR:**

<b>Construction Costs</b>	<b>Prior Years</b>	<b>Current Year</b>	<b>Total</b>
<b>Contract Payments:</b>	\$0.00	\$0.00	\$0.00
<b>Construction Engineering:</b>	\$0.00	\$0.00	\$0.00
<b>Project Engineering:</b>	\$0.00	\$5,472.55	\$5,472.55
<b>Permanent ROW:</b>	\$0.00	\$0.00	\$0.00
<b>Temporary ROW:</b>	\$0.00	\$0.00	\$0.00
<b>Utility Relocation:</b>	\$0.00	\$0.00	\$0.00
<b>County Forces:</b>	\$0.00	\$0.00	\$0.00
<b>Other/Overhead Costs:</b>	\$0.00	\$0.00	\$0.00
<b>Total Project Costs:</b>	\$0.00	\$5,472.55	\$5,472.55

<b>Funding Sources</b>			
<b>Regular Construction:</b>	\$0.00	\$0.00	\$0.00
<b>Municipal Construction:</b>	\$0.00	\$0.00	\$0.00
<b>Town Bridge:</b>	\$0.00	\$0.00	\$0.00
<b>Bonding:</b>	\$0.00	\$0.00	\$0.00
<b>Other Grants:</b>	\$0.00	\$0.00	\$0.00
<b>State Park:</b>	\$0.00	\$0.00	\$0.00
<b>County Turnback:</b>	\$0.00	\$0.00	\$0.00
<b>Federal:</b>	\$0.00	\$0.00	\$0.00
<b>County - Other Local:</b>	\$0.00	\$5,472.55	\$5,472.55
<b>Total Funding:</b>	\$0.00	\$5,472.55	\$5,472.55

**Redwood County Highway Department**

**Statement of Construction Costs**

**For the Year Ended 12/31/2023**

**Project:** SAP 064-605-036 **Alternate Project:**  
**Percent Completed:** 0.00% **Length:**  
**ROAD NUMBER/TWSP:** Johnsonville Township  
**LOCATION:** From 180th St to CSAH 4, 6.5 miles North from Walnut Grove  
**DESCRIPTION:** Bridge Replacement 64532  
**LETTING DATE:** **AWARD DATE:**  
**CONTRACTOR:**

<b>Construction Costs</b>	<b>Prior Years</b>	<b>Current Year</b>	<b>Total</b>
<b>Contract Payments:</b>	\$0.00	\$0.00	\$0.00
<b>Construction Engineering:</b>	\$0.00	\$1,203.41	\$1,203.41
<b>Project Engineering:</b>	\$0.00	\$3,392.50	\$3,392.50
<b>Permanent ROW:</b>	\$0.00	\$0.00	\$0.00
<b>Temporary ROW:</b>	\$0.00	\$0.00	\$0.00
<b>Utility Relocation:</b>	\$0.00	\$0.00	\$0.00
<b>County Forces:</b>	\$0.00	\$0.00	\$0.00
<b>Other/Overhead Costs:</b>	\$0.00	\$356.36	\$356.36
<b>Total Project Costs:</b>	\$0.00	\$4,952.27	\$4,952.27

<b>Funding Sources</b>			
<b>Regular Construction:</b>	\$0.00	\$0.00	\$0.00
<b>Municipal Construction:</b>	\$0.00	\$0.00	\$0.00
<b>Town Bridge:</b>	\$0.00	\$0.00	\$0.00
<b>Bonding:</b>	\$0.00	\$0.00	\$0.00
<b>Other Grants:</b>	\$0.00	\$0.00	\$0.00
<b>State Park:</b>	\$0.00	\$0.00	\$0.00
<b>County Turnback:</b>	\$0.00	\$0.00	\$0.00
<b>Federal:</b>	\$0.00	\$0.00	\$0.00
<b>County - Other Local:</b>	\$0.00	\$4,952.27	\$4,952.27
<b>Total Funding:</b>	\$0.00	\$4,952.27	\$4,952.27

**Redwood County Highway Department**

**Statement of Construction Costs**

**For the Year Ended 12/31/2023**

**Project:** SAP 064-617-032 **Alternate Project:**  
**Percent Completed:** 0.00% **Length:**  
**ROAD NUMBER/TWSP:** Delhi Township  
**LOCATION:** Redwood Co N Line to Renville Co S Line, 5 miles NW from Redwood Falls  
**DESCRIPTION:** Bridge Replacement 89850 - Goldmine  
**LETTING DATE:** **AWARD DATE:**  
**CONTRACTOR:**

<b>Construction Costs</b>	<b>Prior Years</b>	<b>Current Year</b>	<b>Total</b>
<b>Contract Payments:</b>	\$0.00	\$0.00	\$0.00
<b>Construction Engineering:</b>	\$0.00	\$1,986.47	\$1,986.47
<b>Project Engineering:</b>	\$0.00	\$41,519.21	\$41,519.21
<b>Permanent ROW:</b>	\$0.00	\$0.00	\$0.00
<b>Temporary ROW:</b>	\$0.00	\$0.00	\$0.00
<b>Utility Relocation:</b>	\$0.00	\$0.00	\$0.00
<b>County Forces:</b>	\$0.00	\$0.00	\$0.00
<b>Other/Overhead Costs:</b>	\$0.00	\$1,947.43	\$1,947.43
<b>Total Project Costs:</b>	\$0.00	\$45,453.11	\$45,453.11

**Funding Sources**

<b>Regular Construction:</b>	\$0.00	\$0.00	\$0.00
<b>Municipal Construction:</b>	\$0.00	\$0.00	\$0.00
<b>Town Bridge:</b>	\$0.00	\$0.00	\$0.00
<b>Bonding:</b>	\$0.00	\$0.00	\$0.00
<b>Other Grants:</b>	\$0.00	\$0.00	\$0.00
<b>State Park:</b>	\$0.00	\$0.00	\$0.00
<b>County Turnback:</b>	\$0.00	\$0.00	\$0.00
<b>Federal:</b>	\$0.00	\$0.00	\$0.00
<b>County - Other Local:</b>	\$0.00	\$45,453.11	\$45,453.11
<b>Total Funding:</b>	\$0.00	\$45,453.11	\$45,453.11



**Redwood County Highway Department**

**Summary of Construction Costs**

**For the Year Ended 12/31/2023**

**Miscellaneous Construction**

<b>Project</b>	<b>Contract Payments</b>	<b>Engineering</b>	<b>ROW</b>	<b>Utility Relocation</b>	<b>Force</b>	<b>Other Costs</b>	<b>Total Costs</b>
SP 064-596-001	\$0.00	\$36,802.61	\$0.00	\$0.00	\$0.00	\$637.72	\$37,440.33
Construction Total:	\$0.00	\$36,802.61	\$0.00	\$0.00	\$0.00	\$637.72	\$37,440.33

**Redwood County Highway Department**

**Statement of Construction Costs**

**For the Year Ended 12/31/2023**

**Project:** SP 064-596-001      **Alternate Project:**  
**Percent Completed:** 0.00%      **Length:**  
**ROAD NUMBER/TWSP:**  
**LOCATION:** From EV Chargers at 1820 East Bridge Street and at To 403 South Mill Street, in city of Redwood Falls  
**DESCRIPTION:** EV Chargers  
**LETTING DATE:**      **AWARD DATE:**  
**CONTRACTOR:**

<b>Construction Costs</b>	<b>Prior Years</b>	<b>Current Year</b>	<b>Total</b>
<b>Contract Payments:</b>	\$0.00	\$0.00	\$0.00
<b>Construction Engineering:</b>	\$0.00	\$168.82	\$168.82
<b>Project Engineering:</b>	\$0.00	\$36,633.79	\$36,633.79
<b>Permanent ROW:</b>	\$0.00	\$0.00	\$0.00
<b>Temporary ROW:</b>	\$0.00	\$0.00	\$0.00
<b>Utility Relocation:</b>	\$0.00	\$0.00	\$0.00
<b>County Forces:</b>	\$0.00	\$0.00	\$0.00
<b>Other/Overhead Costs:</b>	\$0.00	\$637.72	\$637.72
<b>Total Project Costs:</b>	\$0.00	\$37,440.33	\$37,440.33

<b>Funding Sources</b>			
<b>Regular Construction:</b>	\$0.00	\$0.00	\$0.00
<b>Municipal Construction:</b>	\$0.00	\$0.00	\$0.00
<b>Town Bridge:</b>	\$0.00	\$0.00	\$0.00
<b>Bonding:</b>	\$0.00	\$0.00	\$0.00
<b>Other Grants:</b>	\$0.00	\$0.00	\$0.00
<b>State Park:</b>	\$0.00	\$0.00	\$0.00
<b>County Turnback:</b>	\$0.00	\$0.00	\$0.00
<b>Federal:</b>	\$0.00	\$0.00	\$0.00
<b>County - Other Local:</b>	\$0.00	\$37,440.33	\$37,440.33
<b>Total Funding:</b>	\$0.00	\$37,440.33	\$37,440.33

**REDWOOD COUNTY, MINNESOTA**  
**STATE AID BOND - CSAH REGULAR**  
**As of December 31, 2023**

**Co/Muni : REDWOOD**

<b>Issue</b>	11/04/2021	<b>Issue Number:</b>	1	
<b>Issued Amount:</b>	6,095,000.00	<b>Applied Amount:</b>	4,775,091.00	<b>Remaining to Apply:</b>
				1,319,909.00

<b>Project Number</b>	<b>Applied</b>	<b>Overlay Project</b>	<b>Applied Amount</b>
064-606-038	03/07/2023	Y	4,775,091.00
<b>Total:</b>			<b>4,775,091.00</b>

**REDWOOD COUNTY, MINNESOTA**  
**LOCAL COUNTY GENERAL OBLIGATION BOND**  
**As of December 31, 2023**

**Co/Muni : REDWOOD**

<b>Issue</b>	10/05/2023	<b>Issue Number:</b>	1	
<b>Issued Amount:</b>	10,063,401.76	<b>Applied Amount:</b>	5,091,244.81	<b>Remaining to Apply:</b> 4,972,156.95

<b>Project Number</b>	<b>Applied</b>	<b>Final</b>	<b>Applied Amount</b>
064-598-028	12/31/2023	N	98,687.06
064-598-029	12/31/2023	N	14,286.43
064-598-032	12/31/2023	N	62,546.25
064-602-026	12/31/2023	Y	440,588.09
064-603-008	12/31/2023	Y	281,071.92
064-604-058	12/31/2023	Y	956,001.62
064-605-035	12/31/2023	Y	304,047.32
064-607-052	12/31/2023	Y	526,038.47
064-610-035	12/31/2023	Y	298,017.02
064-612-016	12/31/2023	Y	870,314.67
064-616-019	12/31/2023	Y	1,040,469.57
064-645-008	12/31/2023	Y	199,176.39

<b>Total:</b>		<b>5,091,244.81</b>
---------------	--	---------------------

Redwood County, Minnesota

SUMMARY OF DITCH BENEFITS ASSESSED

As of December 31, 2023

Balance as of January 1, 2023				0.00
<u>ADDITIONS – 2023 Assessments</u>	<u>Maint.</u>	<u>Principal</u>	<u>Interest</u>	
Maintenance Levy	<u>81,737.11</u>	<u>0.00</u>	<u>0.00</u>	
	81,737.11	0.00	0.00	81,737.11
<u>PAYMENTS - 2023</u>				
Maintenance Levy	<u>81,737.11</u>	<u>0.00</u>	<u>0.00</u>	
	81,737.11	0.00	0.00	81,737.11
TOTAL ASSESSMENTS & INTEREST DUE December 31, 2023				0.00

2024 BUDGET LEVY

EXPENDITURES

	2022 ACTUAL	2023 BUDGET	2023 ESTIMATE	2024 REQUEST
<b>301 DEPT ROAD &amp; BRIDGE ADMINISTRATION</b>				
6103 Salaries & Wages - Regular	\$324,271	\$327,059	\$321,263	\$340,411
6105 Salaries & Wages - Part Time	\$1,710			
6107 Salaries & Wages - Overtime	\$112			
6120 Severance Pay				
6153 Employer Cafeteria	\$41,163	\$47,757	\$44,568	\$49,122
6163 PERA	\$26,783	\$24,529	\$24,095	\$25,531
6172 Workers Compensation	\$33,073	\$35,700	\$19,918	\$37,000
6175 FICA	\$18,707	\$20,278	\$4,658	\$21,106
6176 Medicare	\$4,375	\$4,742		\$4,936
6185 Retirement Recognition				
6150 Group Hospitalization - Retirees				
<b>SUBTOTAL: SALARIES &amp; BENEFITS</b>	<b>\$450,194</b>	<b>\$460,065</b>	<b>\$414,502</b>	<b>\$478,106</b>
6891 Expense reimbursements-External	-\$9,642	-\$8,200	-\$9,642	-\$9,642
6892 Expense reimbursements-Other	-\$5,959	\$0		
6113 Meal expense-taxable	\$43	\$50	\$58	\$58
6111 Per Diem				
6202 Telephone/Fax Expense	\$19,971	\$21,325	\$19,971	\$19,971
6210 Postage	\$2,626	\$2,700	\$2,626	\$2,626
6230 Printing & Publishing	\$2,039	\$2,100	\$2,039	\$2,039
6235 DOR Local Sales Tax Costs	\$20,610	\$21,000	\$20,610	\$20,610
6241 Subscriptions	\$65	\$141	\$65	\$65
6242 Dues	\$5,925	\$3,600	\$5,925	\$5,925
6262 State Audit	\$125	\$1,000	\$125	\$125
6291 Professional & Technical Services	\$14,649	\$14,000	\$14,649	\$14,649
6310 Office Equipment Repair & Maint.	\$3,135	\$2,445	\$3,135	\$3,135
6331 Mileage	\$347	\$500	\$347	\$347
6332 Staff Development	\$7,182	\$4,803	\$7,182	\$7,182
6334 Lodging & Expense	\$1,298	\$1,500	\$1,880	\$1,880
6351 Insurance-Property & Liability	\$67,999	\$85,021	\$82,601	\$97,500
6363 Sales and Use Tax				
6401 Office Supplies	\$6,694	\$5,269	\$6,694	\$6,694
6507 Miscellaneous Expenses	\$1,415	\$1,058	\$1,415	\$1,415
6599 Incr/Decr in Reserves	-\$10,436			
6601 Capital Outlay (\$5,000 & over)				
6801 Exp Reimb-External				
6897 COVID-19 Expenses				
6910 Transfers In				
<b>SUBTOTAL: Items Associated w/ Road Administration</b>	<b>\$128,086</b>	<b>\$158,312</b>	<b>\$159,680</b>	<b>\$174,579</b>
<b>301 DEPT ROAD &amp; BRIDGE ADMIN. SUBTOTAL</b>	<b>\$578,280</b>	<b>\$618,377</b>	<b>\$574,182</b>	<b>\$652,685</b>

<b>310 DEPT HIGHWAY MAINTENANCE</b>	<b>2022</b>	<b>2023</b>	<b>2023</b>	<b>2024</b>
	<b>ACTUAL</b>	<b>BUDGET</b>	<b>ESTIMATE</b>	<b>REQUEST</b>
6103 Salaries & Wages - Regular	\$948,423	\$1,030,182	\$1,039,158	\$1,099,080
6105 Salaries & Wages - Part Time	\$39,426	\$11,000	\$11,000	\$39,426
6107 Salaries & Wages - Overtime	\$38,199	\$17,175	\$17,175	\$38,199
6113 Meal Expense	\$72	\$92	\$120	\$120
6120 Severance Pay				
6153 Cafeteria	\$223,436	\$269,430	\$249,582	\$287,066
6163 Coord. PERA	\$73,900	\$78,552	\$79,225	\$85,296
6175 FICA	\$59,439	\$65,618	\$66,175	\$72,956
6176 Medicare	\$13,901	\$15,346	\$15,476	\$17,062
6185 Retirement Recognition				
6150 Group Hospitalization - Retirees				
<b>SUBTOTAL: SALARIES &amp; BENEFITS</b>	<b>\$1,396,796</b>	<b>\$1,487,395</b>	<b>\$1,477,911</b>	<b>\$1,639,205</b>
6202 Telephone	360	360	360	360
6230 Printing & Publishing				
6292 Contract payments-Pavement Striping	\$69,940	\$73,581	\$103,092	\$106,184
6331 Mileage				
6332 Staff Development				
6341 Equipment Rental(Belview-Delhi Maintenance contract)	\$47,435	\$89,998	\$150,350	\$155,000
6366 Right of Way for Maintenance				
6501 Road Maint Supplies & Mats-Pvmt patching, winter salt	\$717,002	\$961,400	\$961,400	\$990,242
6506 Minor Equipment Purchases		\$0		
6507 Miscellaneous Expenses	\$16,956	\$20,844	\$16,956	\$16,956
6508 Town Road Distribution	\$890,527	\$908,338	\$642,735	\$728,000
6601 Capital Outlays	\$613,885	\$990,988	\$810,988	\$935,312
2718.66 Capital Outlays ARPA		\$225,275		
6705 Bond Interest payment				
6897 COVID-19 Expenses				
6910 Transfers In	-\$393,559	-\$704,000	-\$704,000	\$0
<b>SUBTOTAL: Items Associated w/ Road Maintenance</b>	<b>\$1,962,546</b>	<b>\$2,566,784</b>	<b>\$2,161,881</b>	<b>\$2,932,054</b>
<b>310 HIGHWAY MAINTENANCE SUBTOTAL</b>	<b>\$3,359,342</b>	<b>\$4,054,179</b>	<b>\$3,639,792</b>	<b>\$4,571,259</b>
<b>SUBTOTAL</b>				

<b>320 DEPT HIGHWAY CONSTRUCTION &amp; ENGINEERING</b>				
	<b>2022</b>	<b>2023</b>	<b>2023</b>	<b>2024</b>
	<b>ACTUAL</b>	<b>BUDGET</b>	<b>ESTIMATE</b>	<b>REQUEST</b>
6103 Salaries & Wages - Regular	\$200,145	\$221,562	\$221,562	\$234,228
6105 Salaries & Wages - Part Time	\$13,399	\$8,600	\$8,600	\$13,500
6107 Salaries & Wages - Overtime	\$20,949	\$11,000	\$11,000	\$20,949
6153 Cafeteria	\$50,937	\$63,079	\$56,760	\$66,408
6163 Coord. PERA	\$16,253	\$17,442	\$17,442	\$19,138
6175 FICA	\$12,986	\$14,952	\$14,952	\$16,658
6176 Medicare	\$3,037	\$3,497	\$3,497	\$3,896
6150 Group Hospitalization - Retirees				
<b>SUBTOTAL: SALARIES &amp; BENEFITS</b>	<b>\$317,706</b>	<b>\$340,132</b>	<b>\$333,813</b>	<b>\$374,777</b>
6113 Meal Expense-Taxable	\$47	\$47	\$47	\$47
6120 Severance Pay				
6230 Printing & Publishing				
6291 Professional & Tech. Services (Engr. For constr proj.)	\$876,574	\$759,070	\$759,070	\$1,007,618
6292 Contract Payments	\$12,634,221	\$19,236,185	\$14,201,873	\$12,680,279
6295 CSAH Bonding Contract Payments	\$4,638,593	\$2,266,952	\$7,301,264	\$4,775,288
6331 Mileage				
6332 Staff Development				
6334 Lodging & Expense				
6341 Equipment Rental				
6366 Right of Way - Permanent Easements	\$7,562	\$80,000	\$0	\$100,000
6367 Right of Way - Temp. Easements & Other	\$25,259	\$10,000		\$40,000
6505 Eng. & Const. Matls. & Supplies	\$64,967	\$73,021	\$18,000	\$48,000
6506 Minor Equip. Purchases			\$1,796	\$0
6507 Misc. Expenses		\$0	\$405	\$0
6601 Capital Outlay (\$5,000 & above)				
6897 COVID-19 Expenses				
2720-6701 2021A Bond Admin fee	\$209,280		\$569	\$0
2720-6702 2021A Bond Prin			\$205,000	\$310,000
2720-6705 2021A Bond Interest	\$180		\$225,275	\$212,400
<b>SUBTOTAL: Items Associated w/ Road Construction</b>	<b>\$18,456,683</b>	<b>\$22,425,275</b>	<b>\$22,713,299</b>	<b>\$19,173,632</b>
<b>320 DEPT HWY CONST. &amp; ENG. SUBTOTAL</b>	<b>\$18,774,389</b>	<b>\$22,765,407</b>	<b>\$23,047,112</b>	<b>\$19,548,409</b>



<b>330 DEPT EQUIPMENT MAINTENANCE &amp; SHOP</b>				
	<b>2022</b>	<b>2023</b>	<b>2023</b>	<b>2024</b>
	<b>ACTUAL</b>	<b>BUDGET</b>	<b>ESTIMATE</b>	<b>REQUEST</b>
6103 Salaries & Wages - Regular	\$119,995	\$129,896	\$129,896	\$137,309
6105 Salaries & Wages - Part Time				
6107 Salaries & Wages - Overtime	\$5,010	\$2,900	\$2,900	\$5,010
6153 Cafeteria Contribution	\$18,866	\$23,878	\$20,992	\$24,561
6163 Coord. PERA	\$9,354	\$9,960	\$9,960	\$10,674
6175 FICA	\$7,475	\$8,233	\$8,233	\$8,824
6176 Medicare	\$1,748	\$1,926	\$1,926	\$2,064
<b>SUBTOTAL: SALARIES &amp; BENEFITS</b>	<b>\$162,448</b>	<b>\$176,793</b>	<b>\$173,907</b>	<b>\$188,442</b>
6910 Transfers In				
6113 Meal-Taxable				
6251 Utilities	\$81,619	\$71,097	\$81,619	\$81,619
6252 Natural Gas				
6253 Fuel Oil				
6291 Professional & Technical Services			\$526	
6292 Contract Payments				
6305 Bldg - Repairs & Maintenance	\$89,486	\$99,065	\$99,065	\$89,486
6306 Maintenance - Equipment	\$29,475	\$63,015	\$29,475	\$29,475
6332 Staff Development			\$220	\$220
6341 Equipment Rental				
6342 Bldg - Rent		\$0		
6366 Right of Way Perm Easments				
6502 Shop Materials & Supplies	\$72,185	\$52,500	\$72,185	\$72,185
6503 Equipment Repair Parts & Supplies	\$239,296	\$231,000	\$239,296	\$239,296
6504 Fuel	\$462,526	\$534,350	\$462,526	\$462,526
6505 Eng & Const Materials				
6506 Minor Equipment Purchases				
6507 Miscellaneous Expenses		\$228		
6601 Capital Outlays		\$60,000		
<b>SUBTOTAL: Items Associated w/ Equipment Maintenance &amp; Shop</b>	<b>\$974,587</b>	<b>\$1,111,255</b>	<b>\$984,912</b>	<b>\$974,807</b>
<b>330 DEPT EQUIP. MAINT. &amp; SHOP</b>				
<b>SUBTOTAL</b>	<b>\$1,137,035</b>	<b>\$1,288,048</b>	<b>\$1,158,819</b>	<b>\$1,163,249</b>

<b>340 DEPT ROAD &amp; BRIDGE OTHER COSTS</b>		<b>2022</b>	<b>2023</b>	<b>2023</b>	<b>2024</b>
6507 Misc Expenses		<b>ACTUAL</b>	<b>BUDGET</b>	<b>ESTIMATE</b>	<b>REQUEST</b>
<b>SUBTOTAL 340 ROAD &amp; BRIDGE OTHER COSTS</b>		<b>\$19,372</b>	<b>\$0</b>		<b>\$0</b>
		<b>\$19,372</b>	<b>\$0</b>	<b>\$0</b>	<b>\$0</b>
<b>TOTAL EXPENDITURES</b>		<b>\$23,868,418</b>	<b>\$28,726,011</b>	<b>\$28,419,905</b>	<b>\$25,935,602</b>
<b>REVENUES</b>		<b>ACTUAL</b>	<b>BUDGET</b>	<b>ESTIMATE</b>	<b>REQUEST</b>
<b>TOTAL REVENUES</b>		<b>-\$20,194,823</b>	<b>-\$23,289,002</b>	<b>-\$23,522,876</b>	<b>-\$20,264,246</b>
<b>TOTAL ESTIMATED REQUIREMENTS FROM LOCAL TAX SOURCES</b>		*****			
		<b>FINAL 2022 LEVY</b>			
<b>301 ROAD &amp; BRIDGE ADMINISTRATION</b>					
301-5001	Property Taxes-Current	-\$1,971,348	-\$2,590,997	-\$2,590,997	-\$2,768,162 (Updated by Jean on 10/27/2021)
301-5004	Property Taxes-Delinquent	-\$3,144		-\$4,036	
301-5007	Mobile Home Taxes-Current	-\$246		-\$246	
301-5015	Wheelage Tax	-\$353,485	-\$367,000	-\$334,704	-\$360,000
301-5016	Local Option Sales Tax	-\$1,194,621	-\$969,000	-\$969,000	-\$1,174,000
301-5020	Severed Mineral Tax	-\$6	-\$7	-\$6	-\$6
301-5201	County Program Aid				-\$435,000
301-5205	Disparity Reduction Aid	-\$6,428	-\$6,428	-\$6,428	-\$7,405 (Updated by Jean on 10/27/2021)
301-5208	Market Value Credit	-\$6520	-\$56,520	-\$6520	-\$66,936 (Updated by Jean on 10/27/2021)
301-5217	Pera Aid	-\$3217		0	0
301-5220	Bridge Bonding Revenue			0	0
301-5225	Special Town Bridge				
301-5230	Town Bridge Revenue	-919038	-4,538,065	-4,705,124	-2,601,531
301-5235	Town Road Revenue	-1275180	-1,128,955	-961896	-1,511,000
301-5240	St of MN-Regular Maintenance	-890527	-908,338	-642735	-728,000
301-5242	St of MN-Mun Maintenance	-2146201	-2,409,125	-2042530	-2,302,595
301-5244	St of MN-Regular Construction	-184670	-297,757	-287756	-319,121
301-5246	St of MN -Mun Construction	-3542830	-2,979,120	-3196708	-3,462,813
301-5249	Intergovernmental Reimbursement	-548389	-446,758	-431605	-478,724
301-5333	Bridge Bonding Revenue	-202823	0	-6583	0
301-5386	Regents of the UofM	-3043919	-5,450,215	-5450215	-2,609,658
301-5441	COVID-19 Federal Grant	-7000	0	0	0
301-5442	COVID-19 Federal Grant-Capital				
301-5455	Federal Funds-Highway				
301-5502	Fees & Services	-3054999	-125,000	-333803	-450,680
301-5503	Overweight Truck Permits	-13850	-6,000	-13850	-13,850
301-5710	Interest Income	-23600	-19,300	-23600	-23,600
301-5751	Contributions/donations	-6806		-695	0
301-5810	Land lease Rental				
301-5830	Misc Revenue	-50	-50	0	0
301-5850	Sale of Materials	-38		0	0
301-5920	Sale of Capital Asset	-158920	-150,000	-150000	-158,920
301-5940	General Obligation Bonds		-35,000	-35000	-100,000
301-5970	Titan Lease Termination pymt				
<b>SUBTOTAL 301 ROAD &amp; BRIDGE ADMINISTRATION</b>		<b>-\$19,607,855</b>	<b>-\$22,483,635</b>	<b>-\$22,244,037</b>	<b>-\$19,572,001</b>
<b>310 HIGHWAY MAINTENANCE</b>					
310-5249	Intergovernmental Reimbursements				
310-5301	State Grants	-7551	-8324	-9845	-9845
310-5401	Disaster Grants			-6818	0
310-5441	COVID-19 Federal Grant			-22727	0
310-5455	Federal Funds-Highway				
310-5901	Exp Reimb-External	-1710			0
<b>SUBTOTAL 310 HIGHWAY MAINTENANCE</b>		<b>-9261</b>	<b>-8324</b>	<b>-39390</b>	<b>-9845</b>
<b>320 HIGHWAY CONSTRUCTION &amp; ENGINEERING</b>					
320-5249	Intergovernmental Reimbursements				
320-5441	COVID-19 Federal Grant	-362288	-797043	-797043	-160000
320-5830	Misc Revenue				

320-5902 Exp Reimb-Other funds				
320-2720-1 2021A GO Bond Interest	-6034			
320-2720-5245 Intergovernmental Reimbursements	-209280		-430275	-522400
320-2720-5711 2021A GO Bond			-4758	
320-2720-5940 GO Bond				
320-2720-5960 GO Bond Premium				
<b>SUBTOTAL 320 HIGHWAY CONSTRUCTION &amp; ENGINEERING</b>	<b>-577602</b>	<b>-797043</b>	<b>-1232076</b>	<b>-682400</b>
<b>330 EQUIPMENT MAINTENANCE &amp; SHOP</b>				
330-5980 Insurance Recoveries	-105		-7373	0
<b>SUBTOTAL 330 EQUIPMENT MAINTENANCE &amp; SHOP</b>	<b>-105</b>	<b>0</b>	<b>-7373</b>	<b>0</b>